



Anales del Jardín Botánico de Madrid

ISSN: 0211-1322

anales@ma-rjb.csic.es

Consejo Superior de Investigaciones

Científicas

España

Gibbs, Peter; Semir, João

A Taxonomic revision of the genus *ceibamill.* (Bombacaceae)

Anales del Jardín Botánico de Madrid, vol. 60, núm. 2, 2003, pp. 259-300

Consejo Superior de Investigaciones Científicas

Madrid, España

Available in: <http://www.redalyc.org/articulo.oa?id=55660201>

- How to cite
- Complete issue
- More information about this article
- Journal's homepage in redalyc.org

redalyc.org

Scientific Information System

Network of Scientific Journals from Latin America, the Caribbean, Spain and Portugal

Non-profit academic project, developed under the open access initiative

A TAXONOMIC REVISION OF THE GENUS *CEIBA* MILL. (BOMBACACEAE)

by

PETER GIBBS¹ & JOÃO SEMIR²

¹ School of Biology, University of St Andrews, Scotland (United Kingdom) visiting CNPq Research Fellow, Universidade Federal de Uberlândia, Minas Gerais (Brazil)

² Departamento de Botânica, Universidade Estadual de Campinas, São Paulo (Brazil)

Resumen

GIBBS, P. & J. SEMIR (2003). Revisión taxonómica del género *Ceiba* Mill. (Bombacaceae). *Anales Jard. Bot. Madrid* 60(2): 259-300 (en inglés).

En esta revisión taxonómica de *Ceiba*, que incluye el género *Chorisia*, se reconocen 17 especies, siete de las cuales se agrupan en el complejo *C. insignis*. Se describe una nueva especie, *C. lupuna* P.E. Gibbs & Semir, del Perú, que pertenece al complejo de *C. insignis*, así como una nueva subespecie, *C. aesculifolia* subsp. *parvifolia* (Rose) P.E. Gibbs & Semir. Se incluyen mapas de distribución de 16 especies (aunque en el caso de *C. pentandra* solo se representa su distribución americana) y se dibujan detalles diagnósticos de seis especies.

Palabras clave: Bombaceae, *Chorisia*, *Ceiba*, Sudamérica.

Abstract

GIBBS, P. & J. SEMIR (2003). A taxonomic revision of the genus *Ceiba* Mill. (Bombacaceae). *Anales Jard. Bot. Madrid* 60(2): 259-300.

In this taxonomic revision of *Ceiba* Mill. (in which we include *Chorisia* Kunth) we recognize 17 species, seven of which we group in the *C. insignis* species aggregate. One new species is described, *C. lupuna* P.E. Gibbs & Semir from Peru, which is referred to the *C. insignis* agg., and one new subspecies, *C. aesculifolia* subsp. *parvifolia* (Rose) P.E. Gibbs & Semir is recognized. Distribution maps are provided for 16 species (that for *C. pentandra* is restricted to the New World), and six species are illustrated.

Key words: Bombaceae, *Chorisia*, *Ceiba*, South America.

INTRODUCTION

This revision of the genus *Ceiba* represents the tardy completion of taxonomic studies we initiated with the genus *Chorisia* in the early 1980s. At that time our main research interest was in the breeding system of *Chorisia speciosa* and related species, and our taxonomic enquiry began because of doubts we had concerning the identity of pale yellow flowered trees listed as "*Chorisia insignis* HBK" in cultivation at the horticultural section of the Ex-

perimental Station of the Instituto Agronômico (Fazenda Santa Eliza), Campinas (São Paulo). We did not solve this particular problem until much later but sporadic taxonomic studies with herbarium material and species represented in the splendid collection of trees of known provenance at the Fazenda Santa Eliza led to a gradual understanding of this group, and our conviction that the genus *Chorisia* should be merged with *Ceiba* (cf. GIBBS & al., 1988). However, our taxonomic research with *Ceiba* went into abeyance for a

number of years whilst the first author was involved with studies on the reproductive biology of species of the Brazilian cerrado and Argentine Chaco vegetation, and second author undertook a doctoral thesis on the genus *Lychmophora* Mart. (Asteraceae).

Fortunately, over the intervening years, with one notable exception, few other people have taken an interest in the taxonomy of species of *Ceiba* or *Chorisia*, despite the great beauty of the flowers of these trees, and some confusion concerning their identity. The exception was a paper by RAVENNA (1998). The principle objective of RAVENNA (1998) was to accept Gibbs, Semir and da Cruz's view that *Chorisia* should be merged with *Ceiba*, and then to effect all possible recombinations of *Chorisia* species under *Ceiba*. No attempt was made to study type material of the species of *Chorisia* to be recombined, and unsurprisingly, of the seven new combinations effected in this paper, two were superfluous. In addition, two new species were proposed by Ravenna (both rejected in the present revision), together with an unworkable key which purported to identify five of the 10 species considered in his study. Why the key was restricted to just these five taxa was not explained. The paper was produced in the author's own xeroxed series 'Onira Botanical Leaflets' rather than published in a peer-reviewed journal, and so is difficult to access, but since care was taken to ensure that copies were sent to some major botanical institutions, e.g. Royal Botanic Gardens, Kew, effective publication was achieved.

RAVENNA (1988) claimed that GIBBS & AL. (1988) "believed that *Ch. crispiflora* HBK, *Ch. speciosa* St. Hil., Juss. & Camb., *Ch. ventricosa* Nees & Mart., *Ch. integrifolia* Ulbr. and *Ch. incana* Rob. are referable to *Ch. insignis*. The writer's own experience with living material of these and other species in their native habit, cannot allow him to accept Gibbs & al. opinion". This implies we treated all of these taxa as synonyms of *Chorisia insignis*, which in this paper we recombined as *Ceiba insignis*. In fact we commented that these species "form a polymorphic complex or aggregate species... Our detailed studies are not

yet complete but it appears that all other species of *Chorisia*... are referable to it" [i.e. to such a species aggregate]. Mindful of the adage "fools rush in where angels fear to tread", we concluded: "Whether any of these taxa can be maintained at a specific or subspecific level must await the outcome of our analysis of the *Ceiba insignis* complex." In the event, we recognize here the *Ceiba insignis* aggregate with seven component species, including a new species *C. lupuna*, and we treat *Ch. integrifolia* as a synonym of *C. insignis* s.s., and *Ch. incana* as a synonym of *C. ventricosa*.

GIBBS & al. (1988) provided a taxonomic history of the genera *Ceiba* and *Chorisia*, and a discussion of their alleged differential characters, particularly the nature of the stamen tube, which led us to believe that *Chorisia* should not be separated from *Ceiba*. To provide an introduction to this revision, we here include a summary of the views put forward in that earlier publication.

Although used by PLUMIER (1703: 42), MILLER (1754) provided the first valid publication of the generic name *Ceiba*, but this was overlooked until DRUCE (1913). As clarified by NICOLSON (1979), the type species of this genus is *Ceiba pentandra* (L.) Gaertn. (1791), first published as *Bombax pentandrum* L. (1753). The generic names *Bombax*, and subsequently *Chorisia*, prevailed for this group until *Ceiba* was re-established by SCHUMANN (1886, 1890). Thus, KUNTH (1822), working with the Humboldt and Bonpland collections, recognised two 'sections' in *Bombax*: "*filamente quinque*" for his *Bombax aesculifolia*, and "*filamenta creberrima (Ceiba)*" for two other species with multiple stamens. Kunth (1822) also described the genus *Chorisia* for two species, *Ch. insignis* and *Ch. crispiflora*, with complete fusion of the functional staminal filaments to give a tube around the style, but he recognized that this was a complex structure: "...*tubus staminens duplex; interior tenuis, elongatus, teres, apice antherifer; exterior brevis, interior adnatus, apice decimolobus, lobis patentibus, sterilibus. Antherae 10, sumo tubo externa adnatae...*".

DE CANDOLLE (1824) retained *Bombax* for seven species with multiple stamens, and *Chorisia* for Kunth's two species, but he described the genus *Eriodendron* (with *Ceiba* Plum. as a synonym) for species with five free staminal filaments united at their base into a tube, to which he referred *Bombax aesculifolium*, *Bombax erianthos* (as *E. leiantherum*) and *Bombax pentandrum* (as *E. anfractuosum*). To these latter genera, NEES & MARTIUS (1823) added *Chorisia ventricosa*, MARTIUS & ZUCCARINI (1826) *Eriodendron samauma*, and SAINT HILAIRE (1828) described *Chorisia speciosa*, *Eriodendron pubiflora* and *E. jasminodora*.

Additional generic names were subsequently proposed by diverse authors but none received widespread acceptance, and the modern view of *Ceiba* and related genera was cast by SCHUMANN in his treatment of the group for Martius's *Flora brasiliensis* (1886) and subsequently his monograph in Engler and Prantl's *Pflanzenfamilien* (1890). In the tribe Adansonie Benth., Schumann recognized four genera: *Adansonia*, *Bombax*, *Chorisia* and *Ceiba*. The broadly based *Bombax* recognized here was subsequently split by various authors, most notably by ROBYNS (1963). SCHUMANN (1890) recognized *Ceiba* with three sections: sect. *Campylanthera* with four species from tropical America including *C. samauma* and *C. pentandra*, sect. *Eriodendron*, with one very different species, *C. rivieri* (now at *Spirothera*), and sect. *Erione*, again with a disparate group of taxa including *C. rosea* from C America, and *C. pubiflora* and *C. jasminodora* from Brazil. Except for recognition of the genus *Spirothera* by ULBRICH (1914), which involved the transfer of *Ceiba rivieri* to this new genus, Schumann's view of the genera *Ceiba* and *Chorisia* has remained essentially intact until the proposal to unite these genera by GIBBS & al. (1988).

Our reasons for this proposal are discussed in detail in the paper cited above. Essentially they are based on the fact that the diagnostic character between *Chorisia* vs. *Ceiba*, viz. that species of the former have a lower stami-

nal tube with a corona-like structure of staminal appendages, and with the upper staminal filaments fused to form a tube, whilst species of *Ceiba*, lack such appendages and divide to give 5 filaments, in fact breaks down with intermediate conditions. Strictly applied, the distinction between *Chorisia* and *Ceiba* leads to such species as *Chorisia speciosa* and the closely related (and interfertile) *Ceiba pubiflora*, and similarly, *Chorisia glaziovii* and the closely related *Ceiba erianthos*, being placed in separate genera, as DAWSON (1944) and SANTOS (1964) noted. We have also produced fertile hybrids between *Ceiba erianthos* × *Chorisia speciosa* and *C. erianthos* × *Chorisia chodatii*. Again as discussed by GIBBS & al. (1988), pollen morphology divides these taxa not according to *Chorisia* vs. *Ceiba*, but a large group of both these genera, with essentially peritreme grains, are distinct from some four or so species with distinctly oblate grains. We used this striking pollen difference to recognize two sections with the united genus *Ceiba*.

The taxonomy of *Ceiba* presents some special problems. Most species flower in the leafless condition so that many specimens are either of flowers or leaves. Many *Ceibas* are large forest trees with flowers of difficult access, so that often specimens have been prepared from old fallen flowers collected on the forest floor. Moreover, since many species have crepuscular or nocturnal anthesis, so that flowers collected after midday the following day are already entering senescence. Add to which most species have fleshy flowers with delicate colour variations which, if not dried carefully, e.g. using aluminum corrugates and heated presses, lose their colour and partially their form. These comments are not made to excuse poor taxonomy, but rather to plead for careful future collecting with this group, and to stress the value of colour photos, and perhaps to justify the rather broad approach we have taken with several species, e.g. *C. aesculifolia*, and *C. pentandra*. It will be surprising if our treatment will represent the last word on these taxa.

MATERIALS AND METHODS

This revision is based on herbarium specimens from the following herbaria: BAB, BAF, BHC B, BRAD, CAS, CEN, CEPEC, COL, CPAP, DS, E, EAC, ESA, F, FHO, G, GUA, HUEFS, HXBH, INPA, IPA, K, LIL, LL, MBM, MO, NY, OXF P, R, RB, S, SJRP, SP, SPF, TEX, U, UEC, US, WIS, although we have not necessarily seen all material in any particular herbarium. Where possible we have also studied species either in the field (*C. glaziovii*, *C. jasminodora*, *C. pubiflora*, *C. speciosa*), or in arboreta (*C. erianthos*, *C. samauma*).

MORPHOLOGY

Growth habit

All ceibas are trees, commonly 5–20 m but in some species with imposing height, e.g. *Ceiba pentandra*, at 30–50 m, is a canopy emergent of the *varzea* forest in Amazonian Brazil and riverine forest in W Africa. This species may also present well developed buttresses. At the other extreme, *C. jasminodora* is often encountered as a treelet of 1.5–2 m in upland, rocky *campo rupestre* habitats in Minas Gerais. Most ceibas present aculeate spines on trunk and branches, and in some species (particularly *C. chodatii*, *C. pubiflora*, *C. speciosa* of the *C. insignis* agg.) the trunk may be markedly ventricose (hence the common names *barriguda*, *palo borracho*) but individuals of the same species may vary with respect to spines and trunk form.

Leaves

All species have digitate leaves, commonly 5–7 foliolate, usually with a long, slender petiole and diminutive petiolules, commonly more or less lanceolate, chartaceous to coriaceous, with margin entire or dentate. Serration of the margin may be variable within species, but is consistent in e.g. the aptly named *C. aesculifolia*, and consistently absent in e.g. *C. erianthos*, *C. jasminodora*, *C. samauma* and *C. schottii*. Again, *C. jas-*

minodora is distinctive in having 3-foliolate leaves, usually with a distinct mucron. Indumentum, when present, of simple or stellate hairs, sometimes varying between individuals of the same species.

Calyx

Usually more or less campanulate, robust to fleshy, usually glabrous externally (with few exceptions, particularly some specimens of *C. aesculifolia*, and *C. soluta*) and densely villous within, opening to give 4–5 irregular lobes. Dispersed nectaries are distributed on the inner surface of the calyx.

Corolla

Commonly with 5 rather fleshy, more or less linear-oblong to spatulate petals which may be held erect to give a funnellform (*C. chodatii*) or more or less campanulate (*C. boliviana*) flower, but in most species with petals spreading, and in some e.g. *C. jasminodora*, *C. aesculifolia*, markedly reflexed.

Petal colour and markings are important characters in this genus, although usually lost with herbarium specimens (for which, in many cases, the flowers have been collected after having fallen to the ground), and sparingly commented upon by collectors, making colour photographs invaluable for understanding the species. A common feature is for the petal limb, whether white, ivory or pink to magenta in colour, to have distally sparse dark, usually deep carmine, flecks or striations, which may merge below, but with the claw pale yellow. Thus, *C. boliviana* has strikingly profuse and anastomosing carmine striations on a white-pink petal background, whilst *C. pubiflora* is very variable in this respect, ranging from delicate pale pink petals with few flecks, to dense pink-lilac with many dark striations which may merge below. The ivory-pale yellow petals of *C. chodatii* present very few flecks. The white petals of *C. glaziovii* present variable carmine flecks or striations, whilst the whitish petals of *C. erianthos* have a conspicuous central carmine zone. The petals of our new species *C. lupuna* are a uniformly dense red, with the usual yel-

low claw, whilst those of the morphologically rather similar *C. speciosa* and *C. crispiflora* have magenta petals with sparse carmine flecks or striations. In old or badly pressed specimens, *Ceiba* flowers of diverse species appear yellowish brown with dark brown markings, and the yellow claw becomes white.

In most species, the petals are shortly sericeous pubescent externally and mostly glabrous within, although the distal inner surface may also have hairs, especially towards the margins. In the species of sect. *Campylanthera* (the *C. aesculifolia* complex, *C. schottii*) this external pubescence has a tan colour, whilst in *C. erianthos* and *C. boliviana* the petals are notably white villous-tomentose externally.

Androecium

The androecium in *Ceiba* species provides important characters. Superficially, in most species, seemingly five stamens are united by their filaments to form a lower tube, which surrounds the pistil, and which then splits to give five separate filaments and anthers. The situation is structurally much more complex, and reflects the amazing diversity of stamen filament-anther fission and fusion in the Malvales as partially documented in the study by VAN HEEL (1966).

Based on histological sections and cleared tissues (clearing the androecium with concentrated KOH-fuchsin solution, which provides translucent tissues with deeply staining veins, was particularly helpful) our interpretation of the androecium in *Ceiba* species is as follows. Two whorls with (internally) 5 and (externally) 10 filaments are present. In the lower staminal tube which is present in all species, these are represented by 15 vascular traces in five groups of three. In species of the *C. insignis* agg., which possess a distinct "corona-like" whorl of five bifid, staminal appendages, each appendage receives a curved deviation of the outer two vascular traces, which then rejoin the central traces to ascend the upper staminal tube, and enter the collar of "five" seemingly bithecate anthers. These ac-

tually derive from 15 monothechal anthers, each with the interior thecum reduced to connective tissue. In species which have five free stamen filaments above the level of the staminal appendages (or the vestiges of these), each filament presents three fused vascular traces, and an "anther" with two functional thecae, again with the central thecum reduced to connective tissue. In *C. trischistandra*, the triple nature of the staminal filaments is revealed as each "filament" finally divides to furnish three monothecate anthers. In *C. soluta* such fission extends to the level of the staminal "corona" to give 15 staminal filaments, although the actual number seems to be variable in the few specimens available.

In *C. glaziovii* the staminal appendages are not bifid, whilst in *C. erianthos* they are represented merely by a hairy swelling, as SANTOS (1964) noted and illustrated. In other species of sect. *Ceiba*, the staminal appendages may form a disc-like structure (*C. jasminodora*), or a truncate ledge (*C. pentandra*). In species of sect. *Campylanthera*, the staminal appendages in *C. aesculifolia* and *C. soluta* lack a vascular loop, and are absent (or represented by an "articulation") in *C. schottii*.

Fruit and seeds

In all species the fruit is a rotund to ellipsoidal, 5-valvate capsule, with a mostly smooth exterior, and in which the endocarp develops into a white cotton-fibered mass (hence common names "painera", "pochote") which surrounds the many seeds. When the capsule valves fall away, this cottony kapok aids in the wind dispersal of the entangled seeds. Seeds are round to pyriform to reniform, usually largish, 5-10 mm, with testa dark brown to black, with matt to smooth surface.

CYTOLOGY

BAKER & BAKER (1968) reported chromosome numbers for diverse genera of the Bombacaceae, including *Chorisia speciosa* (= *Ceiba speciosa*) with $2n = 72$, and 26 counts for

C. pentandra s.l. of $2n = 72-88$, from provenances in Jamaica, Guyana, W Africa and Indonesia. All counts were with root tip material, either from acetocarmine squash preparations, or haematoxylin stained sections. Da Cruz (GIBBS & *al.*, 1988), using aceto-orcein squash preparations of anther material, established chromosome numbers of $n = 43$ for *Ceiba insignis*, *C. erianthos*, *C. glaziovii*, *C. jasminodora*, *C. pentandra*, *C. pubiflora* and *C. speciosa*. Interestingly, da Cruz noted that root tips of germinating seeds of *C. speciosa* gave counts of $2n = 69-87$ showing that aneusomatic divisions may occur, and perhaps explaining the cytological variation reported by BAKER & BAKER (1968). These consistent counts of $n = 43$ for *Ceiba* species, contrasted with counts of $n = 46$ for *Pachira aquatica* Aubl., $n = 44$ for *Bombax longiflorum* (Mart. & Zucc.) K. Schum. and $n = 46$ for *Spirotheca passifloroides* Cuatrec.

REPRODUCTIVE BIOLOGY

Most *Ceiba* species have nocturnal anthesis and *C. pentandra* (GRIBEL & *al.*, 1999) and *C. erianthos* (observations by J. Semir) are known to be bat-pollinated. This also likely to be the case in *C. glaziovii*, *C. boliviana*, *C. insignis*, *C. samauma*, *C. ventricosa*, and *C. trischistandra*, but field observations are lacking. *C. erianthos* and *C. glaziovii* have particularly copious nectar. *C. chodatii* also has crepuscular anthesis but with sparse nectar, and is probably pollinated by sphingid moths (we have seen sphingids visiting flowers of cultivated trees in Rosario, Argentina), as may be the case with *C. jasminodora* and *C. schottii*. *C. speciosa* (and probably *C. crispiflora*) is pollinated by diurnal butterflies which beat their wings against the anthers or stigma as they probe between the staminal appendages for nectar. Hummingbirds are frequent but ineffective visitors to this species since they do not touch the anthers/stigma. However, *C. pubiflora*, with its resupinate anthers and somewhat more copious nectar, seems to be adapted for pollination by humming birds, which are certainly frequent

visitors to its flowers. It is notable that the corona-like staminal appendages, when they occur, serve to restrict access to the nectar. Thus they are present in all moth, butterfly or hummingbird pollinated species, but absent or reduced in most, but not all, bat or potentially bat-pollinated species.

The Bombacaceae present a cluster of taxa [see GIBBS & BIANCHI (1999) for review] with late-acting self-incompatibility (LSI) *sensu* SEAVEY & BAWA (1986). In this system, selfed flowers uniformly fail to form fruits although self pollen tubes grow to the ovary and penetrate ovules. In the genus *Ceiba*, LSI has been studied in the species *C. chodatii* and *C. speciosa* (GIBBS & BIANCHI, 1993) and *C. pentandra* (GRIBEL & *al.*, 1999).

HABITAT

Most species of *Ceiba* are restricted to seasonally dry woodlands, including *C. erianthos*, which occurs in the coastal restinga of SE Brazil, but almost always associated with rocky outcrops, as is *C. jasminodora* in the "campos rupestres" of Minas Gerais. *C. pubiflora* seems to have a marked but not exclusive preference for calcareous soils in its distribution from Mato Grosso Sul to the caatingas of northern Minas Gerais and Bahia. However, some species, such as *C. samauma* and *C. speciosa*, seem to be able to occupy both dry seasonal forest and humid river valleys, whilst *C. pentandra* shows even greater tolerance, occurring in seasonally flooded lowland forest in Amazonia, but also in mesic habitats in Central America. This same tolerance seems to apply to *C. pentandra* in West Africa, where BAKER (1965) reported it to be rare in evergreen rain forest but very common in moist, semideciduous forests, and commented: "it is a common constituent of the gallery forests which line the river banks as these lead out from the true forest into the savanna woodlands and the true savannas". As far as we are aware, only *C. lupuna* occurs exclusively in humid forest.

TAXONOMY

- Ceiba** Mill., Gard. Dict. Abr. ed. 4 (1754)
Chorisia Kunth in Humb., Bonpl. & Kunth,
 Nov. Gen. Sp. 5: 295 (1822)
Eriodendron DC., Prodr. 1: 479 (1824)
Xylon Kuntze, Revis. Gen. Pl. 1: 74 (1891)
Xylum T. Post & Kuntze, Lex. Gen. Phan.,
 Prosp. 598 (1903)
 Type: *Ceiba pentandra* (L.) Gaertn. (lecto-
 type, designated by NICOLSON, 1979).

Trees, in some species of considerable size, and sometimes with a ventricose trunk, both trunk and branches often with stout aculeate spines. Leaves alternate, compound-digitate, with a longish petiole, with 3-5(8) leaflets; leaflets elliptic, lanceolate, or oblanceolate, serrate or entire, usually attenuate, acute to acuminate, rarely obtuse; both surfaces usually glabrous, occasionally sparsely simple or stellate hairy. Inflorescences in few-flowered fascicles or flowers solitary, with very caducous bracts and bracteoles. Flowers 18-145 mm, with 5 usually spreading or sometimes funnellform or campanulate petals. Pedicels usually stout. Calyx thick-fleshy, campanulate, opening irregularly to give 3-5 lobes, externally usually glabrous, internally densely villous-pubescent, with dispersed nectaries over the internal surface. Petals connate to the staminal tube at the base, usually oblong-spathulate, with entire or undulate margin, usually mostly glabrous internally, sparsely to densely whitish to brownish sericeous externally, white to pinkish to magenta or red, usually with the claw yellowish, limb with inner surface frequently blotched with carmine striations. Staminal filaments fused to form a tube around the ovary, sometimes with a corona-like whorl of staminal appendages. Staminal tube usually dividing to give five free filaments; but in some species these filaments remain fused above the staminal appendages to give an upper staminal tube (*insignis* agg.), whilst in two species, the five initial filaments split to give three filaments terminating in monothebate anthers: in *C. trichistandra* this division occurs in the upper part of the common filament, whereas in

C. soluta it occurs just above the staminal appendages. The ovary superior, usually pyriform, five loculate-carpellate, with axile placentation and many ovules. Style usually slender, white and glabrous (hairy in *C. samauma*), terminating in a globose somewhat lobed stigma, which may be white to red. Fruit an elongate capsule with the seeds embedded in dense cotton-downy fibres originating from the endocarp. Seeds large, 5-10 mm, roundish to pyriform to reniform, dark brownish-black.

Three species occur in Mexico and Central America, and 13 species are distributed in South America. *C. pentandra* is the only species which extends outwith South-Central America and the Caribbean Islands, occurring in W Africa, where it is probably native, and also in India, SE Asia and the Pacific, to which areas it was most likely introduced by man.

KEY TO SPECIES OF *CEIBA*

1. Flowers with 10-15 free staminal filaments, variously united below 2
 - Flowers with 5 free staminal filaments, united below, or all filaments fused for their entire length (occasionally some fission terminally) to form a tube 3
2. Calyx crimson, with whitish hairs; short staminal tube giving rise initially to 5 filaments, which further subdivide to give 3 free filaments **12. *C. trichistandra***
 - Calyx greenish brown, with orange-brown hairs; short staminal tube bearing 10-15 slender staminal filaments **17. *C. soluta***
3. Lower staminal tube lacking appendages 4
 - Lower staminal tube with appendages in the form of a disc, or 5 very hairy linear scales, or a corona-like whorl of 5 (usually bifid) short appendages 7
4. Petals less than 50 mm; staminal column 5-14 mm **13. *C. pentandra***
 - Petals more than 65-220 mm; staminal column 10-100 mm 5
5. Anthers markedly anfractuose; style densely hairy as it emerges from staminal tube, becoming glabrous above **14. *C. samauma***
 - Anthers sinuous with undulate thecae; style entirely glabrous 6

6. Petals 65-90 × 18-22 mm, broadly spathulate, with dense, white-lanate exterior; lower staminal column 10-20 mm, rather swollen below the 5 free filaments, densely hairy **10. C. erianthos**
- Petals 170-190 × 15 mm, narrowly oblong, with short, brownish sericeous hairs exteriorly; lower staminal tube 80-100 mm, slender, sparsely hairy **15. C. schottii**
7. Leaves 3-foliolate; petals 18-25 mm; lower staminal column terminating in a disc-like staminal appendage giving rise to 5 free, 8-12 mm stamen filaments **11. C. jasminodora**
- Leaves mostly 5-7 foliolate; petals 50 mm or more; lower staminal column terminating in scale-like or corona-like staminal appendages, giving rise to an upper staminal tube, or 5 free staminal filaments, of 50 mm or more 8
8. Flower with fused staminal filaments which form a tube terminating in a collar of 5 anthers (occasionally some terminal fission of this tube) **C. insignis** agg. (key at page 267)
- Flower with 5 free filaments arising from a 10-50 mm lower tube 9
9. Lower staminal tube bearing 5 densely hairy scale-like appendages; petals usually markedly reflexed **16. C. aesculifolia**
- Lower staminal tube bearing 5 short, usually bifid, appendages which close off the lower corolla; petals erect or spreading 10
10. Flower more or less campanulate with petals held erect; petals whitish coloured with dense dark red reticulating striations; stamen filaments deep red, anthers anfractuose; stigma deep red **8. C. boliviana**
- Flower with petals spreading, white or pale pink to pink-lilac, distally with carmine flecks or striations which may fuse below; stamen filaments white, anthers sinuous; stigma white to pale pink 11
11. Petals pale pinkish, or pink-lilac, distally with sparse to marked dark carmine coloured striations which may fuse below; stamens resupinate; with diurnal flowering **7. C. pubiflora**
- Petals white distally, dark livid towards the base internally; stamens spreading; with nocturnal flowering **9. C. glaziovii**

I. *Ceiba* sect. *Ceiba*

Ceiba sect. *Erione* K. Schum. in Engl. & Prantl (eds.), Nat. Pflanzenfam. 3(6): 63 (1890)

Type: lectotype, here designated, *C. pubiflora* (A. St.-Hil.) K. Schum.

Pollen peritreme, spherical to oblate-spheroidal with medium to high, simple or branched bacula supporting sinuous muri. Staminal appendages, when present, vascularized.

Ceiba insignis aggregate species

Trees c. 12 m or more with sometimes swollen, usually aculeate trunk. Leaves 5-7 foliolate, petiole 35-80 mm long; leaflets 35-110 × 17-50 mm, oblanceolate or elliptical, with apex acuminate, margin entire or variously denticulate, glabrous, petiolules 5-15 mm long. Inflorescence essentially corymbose but with flowers borne in fascicles, or pairs, or singly towards the ends of young branches. Pedicels 5-20 mm long. Calyx 20-30 × 17-25 mm, campanulate, lobed, glabrous externally, usually densely villous within. Petals 60-130 × 6-27 mm, narrowly spathulate to narrowly oblong, usually softly hairy externally, glabrous or nearly so internally, whitish or flushed pink, or magenta to deep red distally, often with darker flecks or striations, and yellow towards the base. Stamens with a basal tube which surrounds the ovary, 10-15 mm long, with a 5 lobed staminal appendages which close the 'throat' of the corolla, the lobes bifid, glabrous to densely hairy, and then a staminal tube extending some 40-100 mm, bearing a collar of 5, 2-the-cate, sinuous, usually pale yellowish anthers (except *C. pubiflora* which has 5 free filaments). Ovary superior to slightly inferior, subglobose to pyriform, glabrous, with style usually exerted by some 3-5 mm (occasionally up to 15 mm) above the anthers and with a white or reddish, globose stigma. Fruit and ellipsoidal-pyriform capsule, c. 10-15 × 8-10 cm.

We group the following sequence of seven species in an aggregate species sensu HEYWOOD (1963): "... the aggregate is a device employed to group together for convenience a number of species (binomials). The component binomials are in taxonomic terms close-

ly related and difficult to discriminate. Their distinguishing characters, although less pronounced and perhaps fewer in number than those which serve to distinguish between other species, are, however, constant and the species appear to be effectively isolated from one another". With one exception, the component species of the *C. insignis* agg. are characterized by the presence of an entire staminal tube which terminates in a collar of anthers.

Species of this aggregate extend in a more or less U-shaped arc of semi-deciduous vegetation from NE-SE-SW Brazil, Paraguay, the Argentine piedmont area as far south as Tucumán, Bolivia, and NW Peru to S Ecuador. This kind of distribution parallels that of the "Pleistocenic Arc" of seasonal woodlands as defined by PRADO & GIBBS (1993), PENNINGTON & al. (2000), but with the complication that whilst most of the species of the *C. insignis* agg., e.g. *C. insignis* s.s., *C. chodatii*, *C. incana* and *C. pubiflora*, and *C. ventricosa* are certainly restricted to seasonally dry habitats, the widely distributed *C. speciosa* and also *C. lupuna*, can be found in moist riverine forest in Peru and in W Brazil (Acre, Rondônia).

One species referred to this aggregate, *C. pubiflora*, has free stamens. This species occurs from Paraguay to centre-west-NE Brazil (Mato Grosso, Goiás to Minas Gerais and Bahia), especially on calcareous soils. *Ceiba pubiflora* shares the prominent coronal-like staminal appendages of the *C. insignis* agg. but either immediately, or some 5-10 mm above the corona, five separate staminal filaments diverge. It is likely that all members of the *C. insignis* aggregate are interfertile. Certainly *C. speciosa* × *C. chodatii* form fertile hybrids, some of which are commonly cultivated as street trees in Argentina, and *C. pubiflora* × *C. speciosa* can also cross. Moreover, occasional specimens of *C. speciosa* and *C. chodatii* are encountered with flowers with the upper staminal tube partially split to give five filaments with separate anthers. However, it is notable that the component species diverge in timing of anthesis, and as a consequence, pollinator type.

KEY TO SPECIES OF *CEIBA INSIGNIS* AGG.

1. Stamens with 5 free, usually resupinate filaments arising directly from, or some 5-10 mm above, the staminal appendages **7. *C. pubiflora***
 - Stamens above the staminal appendages united into a tube which has a collar of 5 sinuous, anthers (occasionally this tube with some fission distally and so anthers free) 2
2. Petals ivory to pale yellow, whitish, or white suffused pink 3
 - Petals deep pink-magenta, or red, at least distally 5
3. Flower rather funnel-form with ivory-pale yellow petals held erect, staminal appendages whitish, glabrous **6. *C. chodatii***
 - Flower rather stellate with the white to white-pinkish petals spreading, staminal appendages usually hairy 4
4. Petals narrowly spatulate or oblong, with only slightly undulate margin, white to suffused pink distally, yellowish towards the base; staminal tube below the staminal appendages pale and glabrous, staminal appendages white or reddish, glabrous to sparsely hairy ... **1. *C. insignis***
 - Petals narrowly oblong with markedly undulate-crestate margin, whitish with dark reddish flecks distally, these merging towards the base; lower staminal tube reddish and cinerous sericeous, staminal appendages dark red, densely hairy **5. *C. ventricosa***
5. Petals uniformly deep red distally, pale yellow at the base **2. *C. lupuna***
 - Petals deep pink-magenta distally, with many dark red striations mid-length, pale yellow towards the base 6
6. Staminal tube below the staminal appendages glabrous; petals rather spatulate or broadly oblong, usually more than 15 mm wide, margin only slightly undulate **3. *C. speciosa***
 - Staminal tube below the staminal appendages sericeous; petals narrowly oblong, usually less than 15 mm wide, with markedly undulate-crestate margin **4. *C. crispiflora***

1. *Ceiba insignis* (Kunth) P.E. Gibbs & Semir, Notes Roy. Bot. Gard. Edinburgh 45: 134 (1988)

Chorisia insignis Kunth in Humb., Bonpl. & Kunth, Nov. Gen. Sp. 5: 297, tab. 485 fig. 1 (1822), non *C. insignis* auct.

Ind. loc.: "Crescit ad ripam flumis Amazonum prope Tomependa, Chamaya etc."

Type: Peru? specimen without locality, *Humboldt & Bonpland s.n.* (lectotype, here designated, P!)

Chorisia integrifolia Ulbr., Bot. Jahrb. Syst. 54, Beibl. 117: 77 (1916); *Ceiba integrifolia* (Ulbr.) Ravenna, Onira 3: 46 (1998)

Ind. loc.: "Peru. Cajamarca: near Jaén, in fruticetis et fruticibus peraltis arboribusque parvis compositis in altitudine 900 msm"

Type: Peru. Cajamarca, Jaén, IV-1912, *Weberbauer 6195* (lectotype, here designated, US-digital image!)

Trees c. 10 m, usually with aculeate trunk. Leaflets somewhat coriaceous, entire or denticulate. Pedicels 15-25 mm long. Petals 90-120 × 22-25 mm, spatulate to narrowly oblong, with only slightly undulate margin, white sericeous to villous externally, glabrous internally, white to pale pink, sometimes with occasional dark reddish striations, with a yellowish zone from mid-length to the base. Staminal tube glabrous below the appendages; the appendage lobes whitish or orange-red, glabrous to sparsely hairy, upper staminal tube glabrous, flushed pink, sometimes splitting distally to give 5 short filaments. Stigma red. Fruit ellipsoidal or pyriform capsule.

Flowering May-July(October). Dry valleys with semi-deciduous woodland. S Ecuador (Loja) and N Peru (Amazonas, Cajamarca, Piura, and San Martín) (fig. 1).

This species has a problematical history, not least because in 1900 Hicken identified trees of *C. chodatii* cultivated at La Recoleta in Buenos Aires as *Chorisia insignis* HBK, and largely as a consequence, the name *C. insignis* has been widely given to specimens collected in Argentina, Bolivia and Peru as well as to cultivated trees, giving rise to considerable taxonomic confusion. We here identify *C. insignis* s.s. with a white-pinkish flowered species of dry, deciduous woodland in NW Peru-Ecuador. We base our view on the following considerations.

Rather than cite type material, Kunth (1822) simply gave a terse summary of the distribution of known localities and collections: "Crescit ad ripam flumis Amazonum

prope Tomependa, Chamaya etc". Chamaya, (5°44'S, 78°39'W) in N Peru, is near the junction of the river Chamaya with the river Marañón, somewhat between Jaén and Pucara, the latter both dry woodland areas. Tomependa has never been precisely located, but SANDWICH (1968), in his account of the Humboldt and Bonpland travel itineraries, listed it in their sequence of travels between Passo de Pucara-Las Huertas-Passo de Matara-Passo de Cavico-Sonanga-Chamaya-Choros (5°52'S, 78°40'W)-Tomependa-Río Chinchipe to Río Marañón.

In the Humboldt and Bonpland collections at P there is only one specimen referable to *C. insignis* which surprisingly does not have a locality but simply bears (apparently in Kunth's hand by comparison with examples in BURDET, 1976, p. 145) the name "*Chorisia insignis*". It is very likely that this specimen in Paris, which has the flower dissected with calyx, staminal tube and individual petals displayed, as well as leaves, provided the basis for the illustration of *Chorisia insignis* of the protologue, and we therefore have no hesitation in choosing it as the lectotype of *C. insignis*. However, from the reference to a fruit in his description, Kunth evidently also had access to either additional specimens, or to Bonpland's notes on this taxon.

Based on specimens from the the Chamaya-Tomependa area, *C. insignis* is a species of semi-deciduous woodlands in dry valleys which has whitish-pink flushed flowers. SCHUMANN (1886), in his description of *Chorisia insignis* in Martius' Flora Brasiliensis, repeated the Chamaya and Tomependa localities but added a Spruce collection from Tarapoto, some 250 km to the East, in San Martín province. Since duplicates of this collection were widely distributed, it comprises an important source for *C. insignis* s.s. but cannot of course be considered as type material. Despite its location in the upper valley of the Rio Huallaga, the Tarapoto area is a noted enclave of savanna vegetation where even some Brazilian cerrado species are found (*pers. comm.*, T.R. Pennington) so that it is perhaps not surprising that *C. insignis*, essentially a dry woodland species of the W side of the

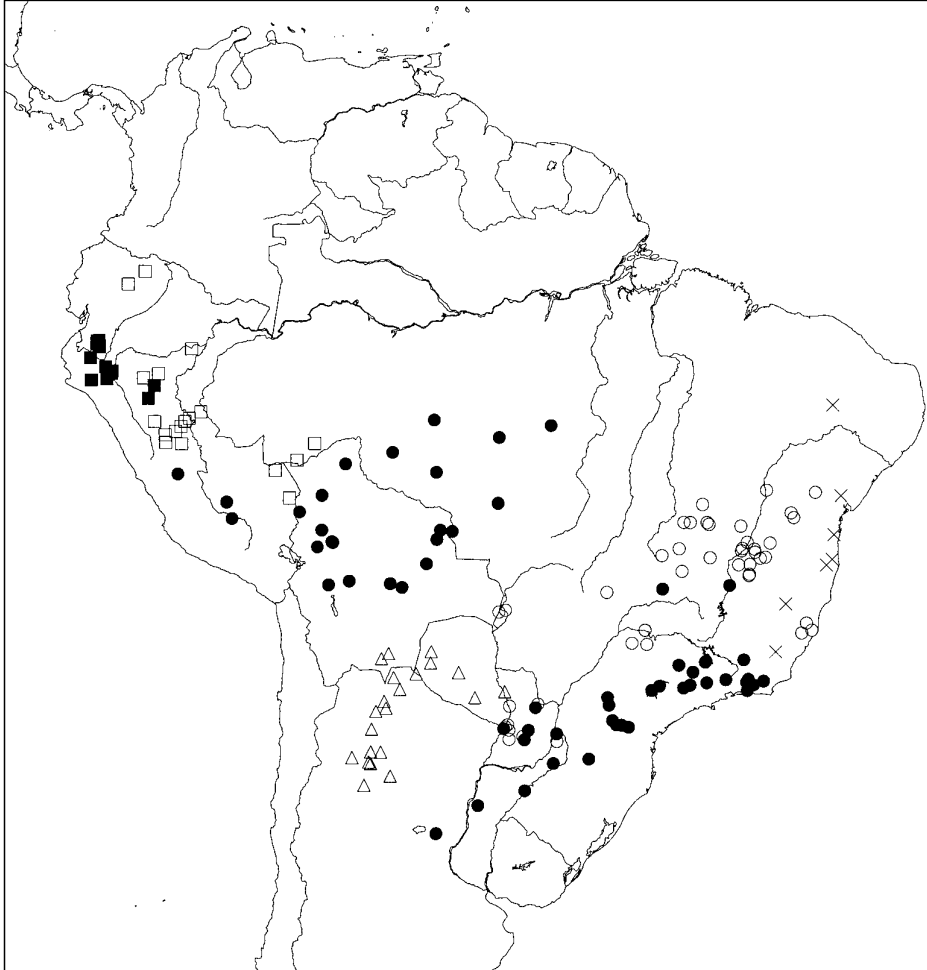


Fig. 1.—Distribution map of *Ceiba insignis* agg.: Δ *C. chodatii*, \blacksquare *C. insignis*, \square *C. lupuna*, \circ *C. pubiflora*, \bullet *C. speciosa*, \times *C. ventricosa*.

Marañón river system, also occurs there. The *Spruce* 3928 Tarapoto specimen at K has a more extensive label than most duplicates of this collection, and states “flores rosei” and that the plants occurred in “praeraptis saxosis”. Although some labels refer to the flowers of *C. insignis* from Ecuador and Peru as simply ‘white’, the photos of this species by Lewis (collection *Lewis & al.* 3308, near Catamayo, Ecuador), and also that of Gentry (*Gentry & al.* 22688 near Pucara, in NW

Peru) show petals with a distinct pinkish tinge. There is no great problem therefore in including the *Spruce* Tarapoto collection in *C. insignis* s.s., despite its occurrence at a site well to the E of the Marañón river, and reference to ‘pink’ flowers.

In RAVENNA’S (1998) key to five species of *Ceiba*, *C. insignis* was keyed out together with *C. speciosa* as: “Corolla pink to bright purple-pink”, and then distinguished from *C. speciosa* with a series of vegetative charac-

ters ranging from mature tree height 45 m (*insignis*) vs. 25 m (*speciosa*), and “thorns not perfectly conical, oblique or curved, 30–55 mm, leaf margins repand, or teeth diminutive, less than 1 mm. Anthers 4–5 mm” (*insignis*) vs. “thorns perpendicular to bark surface, perfectly conical, 8–15 mm. Leaflets coarsely dentate, teeth oblique 1–3 mm. Anthers 7–8 mm.” (*speciosa*). This interpretation of *C. insignis* is obviously at variance with that outlined above. However, since no exsiccata were cited it is difficult to understand Ravena’s concept of this species.

Chorisia integrifolia is another problematical taxon. Ulbrich described his species as having ‘white flowers’, and the type specimen is a Weberbauer collection from near Jaén (Catamarca), which is close to the type locality of *C. insignis* at Chamaya, and other localities of ‘white-pinkish flowered’ *C. insignis* collections at Pucara by Gentry. Ulbrich’s insistence on the diagnostic entire-margined leaves for his *C. integrifolia* is unhelpful since entire to minutely denticulate margined leaves are common in *C. insignis* s.s and other taxa of this aggregate. We therefore refer *Chorisia integrifolia* to *C. insignis* s.s.

RAVENNA (1998) reported seeing trees of *C. integrifolia* between Pucara and Jaén but was apparently unaware that this locality is close to the type locality of *C. insignis*, or that this latter species is also characteristic of the “dry montane plains of the province of Jaen” to which he refers *C. integrifolia*. Unfortunately, RAVENNA (1998) did not include *C. integrifolia* in his key to species of the *C. insignis* group, so that his interpretation of this species is again uncertain.

Ulbrich also subsequently identified a collection by Raimondi from Junín: Chanchamayo to his *C. integrifolia*. Whilst this specimen certainly has entire-margined leaves, the narrow petals with undulate margins are similar to those of the red-flowered *C. lupuna* (see below), and the locality on the Rio Mantaro is also in accord with this. We therefore refer this Raimondi specimen to *C. lupuna*.

It seems likely that *C. insignis* flowers open at dusk (various photos show pollen dusted on the inner surface of the petals indi-

cating pollen liberation before petal opening) and if so with crepuscular or nocturnal pollinators, but no collection details or field observations are available.

Examined specimens

ECUADOR. LOJA: Catamayo to Puente Boquerón, 9-X-1955, E. Asplund 18089 (G, LL, NY, P, S). Gouzanama to Catamayo, km 23, 15-V-1997, G. Lewis, B. Merino & P. Lozano 3308 (K). Hacienda Comunidades, S. Vilcabamba, 14-V-1967, B. Sparre s.n. (S). Loja, 5-VI-1946, R. Espinosa 523 (NY). Malacatos, 25 km S of Loja, 9-VII-1944, W. Camp 124 (NY); ibidem, 10-VII-1959, G. Harling 5784 (NY); c. 12 km W of Catamayo, 14-VII-1989, J. Dorr & I. Valdespino s.n. (K); 20 km S of La Toma, 21-23-VII-1959, G. Harling 6067 (NY, S).

PERU. AMAZONAS: 5 km E of Bagua on road to La Peca, Marañon valley, 12-VI-1978, A. Gentry & al. 22776 (MO). CAJAMARCA: 97 km E of Olmos on road to Pucará, 11-VII-1986, T. Plowman & al. 14227 (F). Mandanguia, 3-X-1961, F. Wojtkowski 6817 (MO). Outskirts of Pucará, A. Gentry & al. 22688 (MO). PIURA: Curilcas, valley of Rio Quiróz, V-1912, A. Weberbauer 6349 (F, WIS). SAN MARTÍN: Tarapoto, vii.1855, R. Spruce 3928 (E, F, G, K, NY).

2. *Ceiba lupuna* P.E. Gibbs & Semir, sp. nov.

Type: Peru. San Martín, Mariscal Cáceres, Uchiza, 28-III-1972, J.V. Schunke 5326 (holotype, MO!; isotypes, F! G!, NY!, P!, WIS!)

Species quoad characteres praecipuos non dissimilis quidem ab speciebus gregis “*Ceiba insignis* aggr.” –praesertimque speciebus *C. crispifolia* et *C. ventricosa*, petalis angustissimis atque margine undulatis insuperque tubo inferiore staminali piloso aliquando–, sed ab speciebus omnibus generis *Ceiba* floribus aperte rubris modo mirabili differens!

Trees up to 50 m, canopy emergents, trunk and branches usually with blackish aculeate spines. Leaflets somewhat coriaceous, margin entire or denticulate. Pedicels 15–25 mm long, slender. Petals 50–100 × 14–18 mm, narrowly oblong, with markedly undulate margin, deep red distally, pale yellow, speckled red towards the base, externally sericeous, drying brownish with whitish pubescence. Staminal tube below the appendages 10–14 mm, glabrous or sparsely sericeous, at least along

the nerves, appendix lobes dark red, densely hairy. Fruit not seen.

Flowering May-June. Humid forest valleys. Gentry (*in litt.*) indicated that this red-flowered taxon is restricted to nutrient poor soils (see below). Central and E Peru, SE Ecuador (Napo), and W Brazil (Acre, Rondônia) (fig. 1).

In an exchange of letters, the late Al Gentry made the following comments concerning the red-flowered *Chorisia* which we have here described as *Ceiba lupuna*: "My big problem concerns what name to put on the red-flowered *Chorisia* that is common around Pucallpa in Amazonian Peru. We have two species of *Chorisia* growing sympatrically in this area. One has bright magenta flowers with rather sericeous petals and I am assuming this is correctly called *C. insignis* HBK [*C. speciosa* on our interpretation]. The other has bright red flowers, black spines on the trunk and has petals when dried more woolly-tanish pubescent outside". Another letter commented: "I recall once flying from Puerto Bermudez to Pucallpa and in the area near Puerto Bermudez seeing both red and pink *Chorisia*. Nearer Pucallpa there was only the red flowered ones". And with regard to ecology of these taxa Gentry noted: "My guess is that the red and pink flowered species sort themselves out according to soil fertility more than precipitation. The pink flowered form grows in rich soil forests and the red flowered form in more highly leached forests on lateritic soils". This species, with deep red flowers, is most likely to have diurnal anthesis but pollinator type unknown.

Examined specimens

BRAZIL. ACRE: Brasília, 11-IX-1991, *C. Cid Ferreira & al.* 10.234 (NY); ibidem, 2-VI-1991, *D. Daly & al.* 6838 (NY). Rio Branco, estrada Qixada km 15, 10-V-1980, *L. Coêlho & al.* 1713 (MBM); estrada de Serra Madureira km 22, 13-V-1980, *L. Coêlho, C. Simão & A. Rosas* 1761 (NY).

ECUADOR. NAPO: Yasuni, 00°28'S, 76°40'W, 26/27-VIII-1993, *M. Aulestia* 367 (MO); 8 km from Puerto Misahualli, 31-III-1985, *D. Neill* 6186, *A. Suárez & M. Mecolm s.n.* (WIS).

PERU. AMAZONAS: Rio Acre, V-1911, *E. Ule* 9597 (G, K, U). HUANUCO: Carreterra Pucallpa-Lima, 7-V-1975,

G. Hartshorne, R. Lao & J. Ríos 1669 (MO). Km 12 Pucallpa-Tingo María, 31-V-1983, *A. Gentry & N. Jaramillo* 41357 (MO, US). Leonicio Prado, near Tingo María, 18-V-1962, *A. Gutiérrez* 58 (F, G, NY, WIS); ibidem, 21-VI-1962, *R. Lao* 18 (F, G, NY, WIS). Puerto Inca, 16-V-1986, *B. Kröll s.n.* (K, WIS). Shapajilla, *F. Woytkowski s.n.* (F). JUNÍN: Chanchamayo, *Raimundi s.n.* (F). MADRE DE DIOS: Tambopata Nature Reserve, *A. Gentry & N. Jaramillo* 57497 (MO, WIS). SAN MARTÍN: Alonso de Alvarado, carretera a Moyabamba, *J. Schunke* 5922 (NY). Pampayacu, 4-V-1927, *M. Sawada* 6 (F). Yurimaguas, *Poepig* 32192 (F). UCAYALI: Road to Tournavista, 5-15 km S of Pucallpa-Aguaytia, 15-VI-1987, *A. Gentry & C. Díaz* 58360 (WIS).

3. *Ceiba speciosa* (A. St.-Hil.) Ravenna, *Onira* 3: 46 (1998)

Chorisia speciosa A. St.-Hil. in A. St.-Hil., A. Juss. & Cambess., *Pl. Usuel. Bras.*, tab. 43 (1827)

Ind. loc.: "In sylvis primaevae provinciarum Rio de Janeiro et Minas Gerais haud infrequens, visa quoque in campis juxta urbem Barbacena, nec nunquam etiam prope domos sativa"

Type: Brazil. Province de Minas Gerais, *Saint Hilaire s.n.* (lectotype, here designated, P!)

Trees 10-20 m, usually with somewhat swollen, aculeate trunk. Leaflets rather chartaceous, usually serrate. Pedicels 10-15 mm long rather stout. Petals 70-105 × 25-35 mm, spatulate to oblong, externally sericeous, internally glabrous, margin somewhat undulate, dark pink-magenta distally, usually with dark striations midlength, base white to yellow. Staminal tube to the appendages glabrous, appendage lobes usually dark reddish, densely cinerous hairy, sometimes pinkish and glabrous; upper staminal tube white flushed pink, sometimes splitting distally to give 5 short filaments. Stigma white or pinkish. Fruit an ellipsoidal to pyriform capsule, c. 12-18 × 9-12 cm.

Flowering January-May. Dry semi-deciduous woodland and wet forest. An extensive area from NE and SE Brazil and also W Brazil, N Argentina, Paraguay, Bolivia, S and C Peru (fig. 1). This species is also widely cultivated in Argentina and Brazil as an ornamental.

Illustrations. SANTOS (1964: 168 tab. 3),

BERNARDINI (1984: 37 fig. 11), LORENZI (1992: 61).

Flowers begin to open at sunrise, and in SE Brazil the early arrival of many honey bees often results in the anthers being cleaned out of pollen by around 10 am and so the flowers are rendered sterile. The effective pollinators of *C. speciosa* observed by us in SE Brazil comprise a series of forest papilionid butterflies which alight on the flower and probe between the coronal lobes for the rather sparse nectar available at the base of the petals. Most of these butterflies, e.g. *Battus polydamas* (Roths. & Jord.), *Papilio anchisiades* (Roths. & Jord.), *P. thoas* (Roths. & Jord.), continue to flutter their wings as they probe the flower, such that these contact either the collar of anthers or stigma. *C. speciosa* flowers are also visited by humming birds, which mostly fail to contact the anthers, and nocturnal visits by large *Phyllostomatus hastatus* bats have also been reported by TADDEI (1977).

Examined specimens

ARGENTINA. CHACO: San Fernando, Resistencia, 19-III-1928, A. Muniez s.n. (BAB). CORRIENTES: 35 km SW of Santo Tomás, 5-II-1979, A. Schinini, E. Cabrera & R. Vanni 16751 (F, SD); 15 km E of Corrientes por ruta 12, A. Schinini 14730 (F, MO). MISIONES: Entre Concepción de la Sierra y Puerto San Isidro, 11-III-1969, A. Krapovickas & al. 15.116 (MBM, MO, WIS). Iguasú, 29-III-1945, M. Bertoni 1987 (F); ibidem, T. Meyer s.n. (F). Itaimbé, 1-II-1935, F. Rodríguez 523 (BAF). San Javier, 12-II-1947, G. Schwarz 4107 (NY). Santa Ana, 20-I-1913, E. Hassler s.n. (BAF); ibidem, F. Rodríguez 729 (F). SANTA FE: Castellanos, Sunchales, E. Autran s.n. (cult?) (BAB).

BOLIVIA. BENI: 30 km S of Riberalta along Rio Beni, 15-V-1982, J. Solomon 7604 (MO, NY, WIS). COCHABAMBA: Espíritu Santo, 1891, M. Bang 1175 (E, MO, NY). LA PAZ: Basin Rio Beni/Rio Tuichi, 1.5 h upstream from Rurrenabaque, 9-V-1990, D. Daly, N. Limpas & R. Sastre 6372 (NY). SANTA CRUZ: Along trail from Rio Yapacaní, Parque Nacional Amboro, 31-V-1998, M. Nee & L. Bohs 49505 (NY). Andrés Ibáñez, 17-IV-1985, P. Bettella 83 (MO). Quinta de Santa Cruz, 31-V-1925, J. Steinbach s.n. (F, MO, NY). Santa Cruz, V-1892, O. Kuntze s.n. (F, NY). Santa Cruz-Abapó, 18°01'S, 63°12'W, 2-V-1998, M. Nee 49222 (NY, SD). Without precise locality: Guanai, V-1886, H. Rusby 6612 (NY).

BRAZIL. BAHIA: Rui Barbosa, margem BR242, 50 km depois Itaberaba, 10-III-1981, G. Pinto s.n. (HUEFS) cult?; 40 km NW of Vitoria de la Conquista, caatinga, L. de Queiroz & Crepaldi 2160 (HUEFS) cult? MATO

GROSSO: Jauru-Araputinga, 6-V-1995, G. Hatschbach & al. 62447 (ESA). Nova Bandeirantes-Rolândia, 09°50'S, 57°48'W, N.M. Ivanouska & al. 2040 (ESA). MATO GROSSO SUL: Aripuanã, BR174, 30-V-1979, M. Silva & C. Rosario 4704 (NY, INPA). MINAS GERAIS: Alfenas, I-III-1969, J. Carauta 814 (R, RB); 10 km from Rio Doce at Governador Valadares, 28-III-1976, G. Davidse, T. Ramamoorthy & D. Vital 11.457A (NY). Barbacena, 21-III-1963, E. Pereira 7265 (NY). Caldas Novas, III-1865, A. Regnell s.n. (S); idem, 10-V-1874, G. Mosén 1790 (S). Itaú, 30-VIII-1961, M. Emmerich 928 (R). Paraisópolis, 17-IV-1927, F. Hoehne 20218 (SP). PARÁ: Itaituba, estrada Santarém-Cuiaba BR163, km 794. Serra do Cachimbo, I. Amaral & al. 920 (INPA). PARANÁ: Apucarama, E of Maringá, 14-III-1966, J. Lindeman & H. Haas 553 (F, LL, MBM, NY, WIS, U). Capão Grande, 23-II-1910, P. Dusén 9468 (G, S, US). Foz de Iguaçu, 30-I-1969, R. Reitz & R. Klein 12164 (MBM). Ivahy, 25-II-1937, G. Tessman 6159 (G). Morungava, 13-II-1915, P. Dusén 16679 (M, S). São Sebastião, 25-IV-1932, G. Tessman 159 (RB). Terezinha, 26-I-1911, P. Dusén 11120 (G, NY, S, US). Umuarama, 22-VI-1967, G. Hatschbach & H. Haas 16640 (MBM). RIO DE JANEIRO: Estrada dos Bandeirantes, near Itapeba, 17-III-1963, G. Pabst 25310 (MO). Guanabara, Therezopolis, 30-I-1936, H. Mello Barreto 4011 (F). Itatiaia, 18-I-1961, E. Santos 147 (MUS). Mont Corcovado, IV-1839, J. Guillemin 749 (F). Nova Friburgo, X-1842, Claussen s.n. (G). Vassouras-Aliança, 13-V-1980, G.V. Freire & M.M. Silva 62 (MUS). Organ Mountains, III-1836, G. Gardner s.n. (E, G, NY). Petropolis, 1946, O. Goés 118 (NY, RB JB). Rio de Janeiro, 1839, J. Guillemin 743 (F, NY). Volta do Pião, estrada Nova Rio-Bahia km 50, 29-I-1980, J. Semir s.n. (NY, UEC). RONDÔNIA: Ariquenes, 17-V-1982, L. Teixeira & al. s.n. (INPA). Cuiabá-Porto Velho km 800, 28-VI-1984, C. Cid Ferreira & al. 4868 (INPA). Jiparaná, 18-IV-1983, H. Paulinho Filho & M. Silva s.n. (INPA). Presidente Medici, BR364. Rio Jiparaná, 4-V-1987, C. Cid Ferreria 9024 (NY). SANTA CATARINA: Anchieta, 29-II-1964, R. Klein 5034 (MBM, R). Capecó, 7-II-1951, P.R. Reitz & L.B. Smith s.n. (MUS). Chapecó, 7-II-1951, R. Reitz 3695 (US). Itapiranga, 25-II-1957, L. Smith & R. Klein 11811 (NY, US). Near Ponta Grossa, 4-III-1904, P. Dusén 4009 (S). Near Xanxerê, 27-II-1964, A. Castellanos 24631 (RB). SÃO PAULO: Amparo, 26-III-1943, M. Kuhlman 385 (SP, US). Botucatu, 14-III-1967, J. & N. Mattos 14443 (SP). Campinas, A. Heiner s.n. (S); ibidem, C. Morães 1069 (US). Campos de Jordão, 17-I-1977, P. Occhioni 8026 (RFA). Galea, Estação Ecológica dos Caiteus, 23-III-1997, F. Passos 34486 (UEC). Itapetininga, 4-IV-1947, J.L. Lima s.n. (RB). Jacarei, 24-II-1994, J. Semir 304600 (UEC). Matão, 1996, A. Rozza 263 (ESA). Mogi das Cruces, 7-I-1994, J. Semir & al. 30456 (UEC). Piraicaba, 7-II-1984, E. Catharin 6 (ESA, SP, UEC). Porto Feliz, 1997, L. Bufo & P. Sabadim 15 (HUEFS). Rodovia Avaré-San Manoel, km 50, 15-III-1967, J. Mattos s.n. (SP). Santa Rita do Passa Quatro, E. Hemmendorf 102 (S). São Pedro, 22°32'S, 47°56'W, 22-II-1996, S. Gandolfi & al. s.n. (ESA); 5 km NW São Luis de Paratinga, Taubaté-Ubatuba, 8-I-1985, A. Gentry & E. Zardini 49290 (MO). Serra da Cantareira, Pedra

Blanca, 10-IV-1933, *M. Koscinski 6354* (SP). Serra de Caracol, 10-II-1874, *G. Mosén 1123* (S).

PARAGUAY. ALTO PARANÁ: In regione fluminis, IV-1909, *K. Fiebrig 6184* (E, G, SI). Puerto Stroessner, 29-III-1983, *L. Stuts 1602* (MBM). CAAGUAZÚ: Canendiyo, plants of the Aché indians (24°12'S, 55°38'W), 22/27-V-1980, *K. Hawkes 20* (MO). Cordillera Ybytyruzú (25°55'S, 56°15'W), 17-II-1989, *E. Zardini & C. Velasquez 10874* (M). Guaira, Melgarejo-Antena, 5-VIII-1989, *E. Zardini 11323* (MO). Without precise locality, III-1905, *E. Hassler 8891* (G, MO, NY, P).

PERU. CUZCO: La Convención, between Hacienda Potrero and Quillabamba, 24-III-1989, *P. Nuñez & C. Cárdenas 10301* (WIS). 23 km E of Curahuasi, *H. Iltis & C. & D. Ugent 750* (WIS). JUNÍN: Hacienda de Francia, Chanchamayo, *Raimondi 8646* (photo F, NY). Outskirts of San Ramón, 1-VII-1987, *A. Gentry 58674* (WIS). Satipo Reserva Forestal, 3-IV-1963, *C. Vasquez 12* (MO). Valley of Rio Tulumayo, 10 km S of San Ramón, 5-VI-1983, *A. Gentry, D. Smith & N. Jaramillo 41518* (M). SAN MARTÍN: Janjuí, Alto Rio Huallaga, IV-1936, *G. Klug 4304* (F).

4. *Ceiba crispiflora* (Kunth) Ravenna, Onira 3: 45 (1998)

Chorisia crispiflora Kunth in Humb., Bonpl. & Kunth, Nov. Gen. Sp. 5, 297, tab. 485 fig. 2 (1822)

Ind. loc.: "In Brasilia legit Cel. Langsdorffius"

Type: Brazil. Mandioca, *Langsdorff s.n.* (lectotype, here designated, P! [herb. Humboldt & Bonpland])

Tree 10 m or more with sometimes swollen, aculeate trunk. Leaflets denticulate. Pedicels 15-23 mm long. Petals c. 85 × 6-10 mm, very narrowly oblong, margin markedly undulate-crestate, sericeous externally, glabrous internally, dark pinkish-magenta with few striations distally, yellowish at the base. Staminal column c. 15 mm to the appendages, cinereous sericeous; appendage lobes hairy, dark red, staminal tube above the appendages glabrous. Stigma white or pink. Fruit an ellipsoidal to pyriform capsule c. 15 × 10 cm.

Flowering February-March. Mata Atlântica and coastal restinga. Brazil (near Rio de Janeiro). Cited further [cf. SANTOS (1967)] south but probably for cultivated material.

Illustrations. SANTOS (1967: 9 fig. 2), SANTOS (1969, fig. 4).

Very similar to *C. speciosa* in most features, but the narrow, markedly undulate margined petals, and pubescent lower staminal tube, resemble *C. ventricosa* (see below). Apparently restricted to atlantic forest and restinga around Rio de Janeiro and so partially sympatric with *C. speciosa*. DE CANDOLLE (1824: 480) treated *C. ventricosa* (see below) as a synonym of *C. crispiflora*, which is not surprising since both species have narrow, undulate-crestate petals. Indeed, the flowers of *C. crispiflora* resemble what might be expected in a hybrid between *C. speciosa* × *C. ventricosa*, but we have absolutely no evidence of such hybrid status.

Examined specimens

BRAZIL. MINAS GERAIS: Carangola, 20°40'S, 42°01'W, 14-II-1990, *L.S. Leoni, E. Santos & V. Martins s.n.* (BRAD). RIO DE JANEIRO: Estrada de Jacarepaguá, 24-II-1959, *E. Pereira 4491* (RFA). Estrada do Páu Ferro, Jacarepaguá, 11-III-1959, *P. Duarte 4627* (RFA). Itainhangá, II-1962, *O. Alves de Silva & I. Vattimo s.n.* (JB). Lagôa Rodrigo de Freitas, 18-III-1936, *O.J. de Souza 244* (RB). Near Petropolis, 27-III-1964, *L.A. Trinta 549 & E. Fromm 1625* (MUS). Nova Friburgo, Macaé de Cima, 26-II-1994, *C.M. Vieira & L.C. Gurken 554* (RB). Rio das Flores, entre Abarracamento e Andrade Pinto, 4-III-1980, *J.P. Carauta & al. 3449* (GUA, NY). Serra dos Orgãos km 60, VI-1975, *P. Occhioni 7456* (RFA).

5. *Ceiba ventricosa* (Nees & Mart.) Ravenna, Onira 3 (15): 47 (1998)

Chorisia ventricosa Nees & Mart., Nova Acta Phys.-Med. Acad. Caes. Leop.-Carol. Nat. Cur. 11: 102, tab. 9 (1823)

Bombax ventricosa Arruda in H. Kost., Trav. Brazil: 489 (1816), nom. nud.

Ind. loc.: "In sylvis, Cascam late cingentibus, inter Rio das Contas et Tiquirica, fluvius prope a loco, quem Cabeça do Boi incolae voeant. Martio mense flores deieci terram ad arboris radices tegebant. Princeps Maxim Neov."

Type: Brazil. Bahia, inter Rio das Contas et Tiquirica, *Maximillian von Wied s.n.* (no original material located at BR) [Bahia, Rio Jequitinhonha, Itapebi, 17-IV-1971, *T.S. dos Santos 1579* (neotype, here designated, NY!; isotypes, CEPEC! UEC!)]

Chorisia incana Robyns, Ann. Missouri Bot. Gard. 54: 184 (1967); *Ceiba incana* (Robyns) Ravenna, Onira 3 (15): 47 (1998)
Ind. loc.: “Bahia, rodavia Itabuna-Ilheus, beira da estrada”

Type: Brazil. Bahia, Rodavia Itabuna-Ilhéus, IV-1965, *Belém & Magalhães s.n.* (holotype, BR; isotype, MO!)

Trees 10 m or more with swollen, aculeate trunk. Leaflets somewhat chartaceous, glabrous, usually entire, sometimes obscurely denticulate. Pedicels c. 20-30 mm long. Petals c. 60 × 8-10 mm, narrowly oblong with a markedly undulate-crestate margin, externally sericeous, internally glabrous, white to cream, with sparse dark reddish flecks distally, these merging more uniformly towards the base, becoming chocolate-brown in old flowers and dried specimens. Staminal column densely reddish-sericeous up to and including the 5 staminal appendages which are prominently bifid, then a glabrous, whitish staminal tube to the 5 sinuous anthers. Stigma somewhat 5-lobed, white. Fruit not seen.

Flowering February-April. Dry semi-deciduous woodland. Brazil (Bahia, Espírito Santo, E Minas Gerais, Pernambuco, Paraíba) (fig. 1).

Illustrations. ROBYNS (1967: 185 fig. 1).

Harley (*in litt.*) notes that Prince Maximilian von Wied probably travelled upstream from near Jequié, on the Rio de Contas and headed north, spending the night at the locality Cabeça de Boi (which no longer exists) and then another night near where he probably collected *Chorisia ventricosa*, before reaching Santa Inês on the Rio Jiquirica (= Tiquirica). Although the natural vegetation is much devastated today, this is an area of deciduous dry forest. Since no specimen of *Chorisia ventricosa* has been located in the von Wied herbarium at BR, we choose as an epitype for this species *dos Santos 1579*.

ROBYNS (1967) described his *Chorisia incana* apparently unaware of the previously described *Chorisia ventricosa*, perhaps because this latter species was treated as a synonym of *C. crispiflora* by SCHUMANN (1886)

in Martius' Flora Brasiliensis. The similarity between these two species is particularly marked in herbarium specimens which have lost flower colour. Given differences in artistic style, the illustration of *C. incana* (ROBYNS, 1967) is remarkably similar to that of *C. ventricosa* in NEES & MARTIUS (1823, tab. 9).

Presumably with its pallid flowers, *C. ventricosa* is another species with crepuscular anthesis and nocturnal pollinators.

Examined specimens

BRAZIL. BAHIA: Feira de Sant Ana, Fazenda Boa Vista, L.R. Noblick 3112 (HFSA). Ibicarai, 24-III-1989, L. Queiroz & I. Crepaldi 2189 (HUEFS). Itajuípe-Ubaituba, 24-IV-1965, *Belém & Magalhães 868* (CEPLAC, UB, UEC). Pimenta-Mascote, 24-II-1972, T.S. dos Santos 2283 (CEPEC, NY). Rio Jequitinhonha, Itapebi, 17-IV-1971, T.S. dos Santos 1579 CEPEC, NY, UEC). Rui Barbosa, margen de BR241 depois de Itabera-ba, 10-VIII-1981, G.P. Pinto 75/81 (HUEFS). ESPÍRITO SANTO: Vargem Alta, 26-II-1991, V. de Souza 27 (RB). MINAS GERAIS: Entre Itambacuri and Governador Valadares, 26-IV-1964, Z.A. Trinta & E. Fromm 1917 (NY, R). PERNAMBUCO: Entre Bom Nome e Jati, 14-V-1971, E.P. Heringer & D. Andrade Lima 755 (RB). PARAIBA: Areia, Escola de Agronomia do Nordeste, cult?, J. Coêlho de Moraes 900 (US).

6. *Ceiba chodatii* (Hassl.) Ravenna, Onira 3(15): 44 (1998)

Chorisia chodatii Hassl., Bull. Herb. Boissier ser. 2, 7: 174 (1907)

Ind. loc.: “In campis Santa Elisa (Chaco septentrionalis), April”

Type: Paraguay. Chaco septentrionalis, in campis Santa Elisa, *Rojas s.n., herb. Hassler 2849* (lectotype, here designated, G!)

Tree c. 12 m or more with swollen, sometimes aculeate trunk. Leaflets somewhat coriaceous, denticulate. Pedicels 8-20 mm long. Petals 83-130 × 20-27 mm, usually held erect and so flower more or less funnel-form, spatulate, softly hairy externally, glabrous internally, ivory to pale yellow, occasionally with some crimson flecks. Stamens with a glabrous basal tube, 10-15 mm, staminal appendages pale white-yellow, glabrous, upper staminal tube white with a collar of 5, 2-the-cate, sinuous, pale yellowish anthers, occasionally splitting distally to give 5 short filaments and separate anthers. Stigma pinkish-

red. Fruit an elongate-pyriform capsule 15-18 × 8-10 cm.

Flowering February to May. Dry, seasonal woodland. Paraguay, Bolivia and piedmont mountains of W Argentina (fig. 1).

Illustrations: DIGILIO & LEGNAME (1906: 76, sub *C. insignis*); BERNARDINI (1984: 35 fig. 10, sub *C. insignis*).

Cultivated trees in Campinas (Brazil) and Rosario (Argentina), the latter possibly of hybrid origin, open their flowers in the late afternoon, and it is likely that *C. chodatii*, with its erect pallid colored petals is another species with crepuscular-nocturnal pollinators. However, given that the species has a distribution largely outwith that of flower-visiting bats, and the nectar supply is sparse, these are likely to sphingid moths.

As noted above, Hicken in 1900 identified cultivated trees of *C. chodatii* from La Recoleta, Buenos Aires as *C. insignis* Kunth, and this initiated a long period of misidentification of exsiccata of *C. chodatii* from Argentina, Bolivia, Brazil and Paraguay as *Chorisia insignis* Kunth.

Examined specimens

ARGENTINA. BUENOS AIRES: Paseo de La Recoleta, cult., 18-III-1900, *C.M. Hicken* (SI). CATAMARCA: La Quebrada, 15-II-1945, *A. Krapovickas* 1792 (CAS). Piedra Blanca, 22-XI-1909, *P. L. Spegazzini* 33933 (BAB). Santa Rosa, Aljilán, 21-I-1942, *S. Pierotti* 11549 (NY, U). CHACO: Chaco, *P. Jorgenson* 1967 (MO). Fontana, V-1938, *T. Meyer* 710 (F, LIL). JUJUY: El Potrerillo, 6-II-1939, *E.K. Balls* 5923 (E). Esperanza, 8-IX-1901, *R. Fries* 50a (S). Fraile Pintado-Guayacán, 19-III-1973, *A. Cabrera & al.* 23435 (F). San Pedro, Las Lajitas, 27-II-1971, *A. Cabrera & al.* 21656 (F). San Pedro la Mendieta, 15-II-1937, *J. West* 8358 (MO). Santa Bárbara, camino a Palma Sola, *A. Cabrera, A. Chicchi & P. Hernández* 13865 (BAB). LA RIOJA: Chilecito, I-1901, *A. Giacomelli* 100 (BAB); *ibidem*, 28-II-1941, *A. Burkart* 12.477 (SI). SALTA: Embarcación, 23-II-1909, *S. Venturi* 315 (BAF). Hickman, 12-V-1945, *S. Pierotti* 1387 (NY, S). Santa Cornelia-Santa Bárbara, *Schuel* 90 (BAB). Tartagal, 24-II-1924, *Schreiter* 3598 (NY). 10 km W of Hickman, 2-IV-1977, *A. Krapovickas & A. Schinini* 30824 (F). SANTIAGO DEL ESTERO: C. Pellegrini, Cerro Remate, 28-II-1928, *S. Venturi* 6045 (F, MO, SI). TUCUMÁN: Burrayacú, 10-III-1944, *A. Varela s.n.* (NY). Cañada Alegre near Tucumán, 23-III-1909, *T. Stueckert* 19971 (G). Capital, Barranco Colorado, 24-IV-1925, *S. Venturi* 149c (BAB). Famarilla, III-1946, *E. Wall &*

B. Sparre 162 (S). Río Ureña, ruta 34, 23-III-1977, *A. Krapovickas & A. Schinini* 30501 (F, SI). Tucumán, X-1957, *Olrog s.n.* (S). Vipos, 3-III-1924, *S. Venturi* 3235 (US).

BOLIVIA. TARIJA: Tarija, VII/VIII-1846, *N.H. Weddell s.n.* (P).

PARAGUAY. BOQUERÓN: C. del Fortín Teniente Montaña, 18-X-1981, *J.A. Fernandez Casas & J. Molero* 4281 (NY). Colonia Fernheim, Filadelfia, VI-1981, *P. Arenas* 1883 (SI). Filadelfia, 22°20' 60°05'W, 13-III-1979, *A. Schinini & E. Bordas* 16563 (NY, SI). CHACO: Concepción, VI-1944, *C. Sandeman* 4843 (K). PRESIDENTE HAYES: Km 326 from Asunción, 3-III-1980, *Bernardi* 20131 (G). Pilcomayo river, IV-V-1888, *Morong* 1075 (NY).

7. *Ceiba pubiflora* (A. St.-Hil.) K. Schum. in Mart. (ed.), Fl. Bras. 12(3): 213 (1886) *Eriodendron pubiflorum* A. St.-Hil., Fl. Bras. Merid. 1: 266 (1828); *Chorisia pubiflora* (A. St.-Hil.) G. Dawson, Revista Argent. Agron. 2 (1): 3 (1944)

Ind. loc.: "Prope praesidiolum vulgo Quartel de Texeira (Minas Novas)"

Type: Brazil. Minas Gerais, prope praesidiolum vulgo Quartel de Texeira, Minas Novas, *Saint Hilaire s.n.* (lectotype, here designated, P!)

Ceiba fiebrigii Hochr., Annuaire Conserv. Jard. Bot. Genève 10: 23 (1907)

Ind. loc.: "Paraguay, Cordillera de Altos"

Type: Paraguay. Cordillera de Altos, VIII-1902, *K. Fiebrig* 3 (lectotype, here designated E!; isolectotypes, F!, G!, NY photo!, MO! SI!)

Ceiba jaibana Ravenna, Onira 3(15): 48 (1998)

Ind. loc.: "Arboreal caatinga near Jaiba, middle São Francisco river region, northern Minas Gerais"

Type: Brazil. Minas Gerais, Jaiba, 16 May 1985, *Pedralli & al. s.n.* (holotype, HXBH!)

Trees with sometimes ventricose, aculeate trunk. Leaflets somewhat chartaceous, usually serrate. Pedicels 5-10 mm long. Petals 47-85 × 20-25 mm, initially somewhat erect, subsequently spreading, obovate-oblong, margin somewhat undulate, sericeous externally, glabrous internally, uniformly pale pink with sparse dark flecks, or deep pink-lilac with conspicuous carmine striations

which may coalesce midlength. Staminal column glabrous, 10-15 mm long; staminal appendages pink-yellowish, glabrous, with five bifid lobes; above the appendages the column divides either immediately, or at c. 5-10 mm, into 5 usually strongly resupinate, white filaments which have large, sinuous anthers. Stigma white. Fruit a somewhat rotund to ellipsoidal capsule, 10-15 × 8-10 cm.

Flowering February-May. Semi-deciduous woodlands, particularly on calcareous soils. Argentina (Misiones), Paraguay, Centre-West Brazil from Corumbá to NE Minas Gerais, extending to Bahia and Espírito Santo (fig. 1).

Illustrations. SANTOS (1964: 169 tab. 4), BERNARDINI (1984: 33 fig. 9), LORENZI (1998: 46): the photo on page 42, labelled *C. boliviana*, depicts a dark pink form of *C. pubiflora* (fig. 2).

Flowers rather variable in size, and also include forms ranging from pale pink petal with very few striations, to others flushed dark pink-lilac and with distinct dark, wine-coloured striations which tend to coalesce. *C. pubiflora* has diurnal anthesis. Flowers on trees in Bahia, and also in cultivation in São Paulo, were observed to be frequently visited, and so probably pollinated, by humming birds.

RAVENNA (1998) described his *C. jababana* with entire margined leaflets, and pink, 7-8 cm flowers with petals externally tomentose. The important details of the androecium were described as: "Columna staminum circ. 30 mm longa, laevis, ad basin 3 mm lata, apicem versus sensim angustiora. Filamenta oblique patentia, 13-15 mm longa. Antherae oblongae, modice flexuosae, 9-10 mm longae, 1.5-1.8 mm latae".

We have studied the type material of *C. jababana*, and also had the opportunity to study some 11 carefully annotated collections of *Ceiba* trees recently made at our suggestion in the Montes Claros-Jaíba-Janaúba area of Minas Gerais by E.R. Salviani and J. Dutilh. The holotype consists of a twig with a single, broken flower, with two remaining stamens. The

petals are similar to those of *C. pubiflora*, but the basal staminal tube does not have a collar of staminal appendages as occurs in that species, but rather a swelling, thus resembling *C. erianthos*. The paratype has leaves with an entire margin and an open fruit with kapok. It does not convincingly appear to correspond to the same plant as the holotypus, but could well be a specimen of *C. pubiflora*.

It is curious, and perhaps significant, that RAVENNA (1998), in making his comparisons between *C. jaibana* and diverse *Ceiba* species, did not comment on the common occurrence of *C. pubiflora* in this caatinga-like area of N Minas Gerais. In view of the (a) general similarity of the fragmentary type material of *C. jaibana* to *C. pubiflora*, with the exception of enigmatic lack of staminal appendages in the solitary flower available; (b) also taking in to account that flower size in *C. pubiflora* can be variable-it is notable that flowers of the collection of this species by Pirani & al. 4276 from Porteirinha, a locality only some 30 km from the Jaiba area, are particularly small in size, but otherwise in accord with *C. pubiflora*, and (c) the general prevalence of *C. pubiflora* in the Jaiba area, we conclude that *C. jaibana* is in fact a synonym of *C. pubiflora*.

Examined specimens

ARGENTINA. MISIONES: Bonpland, II-1910, P. Jørgensen 729 (BAB, MO, NY).

BRAZIL. BAHIA: Abaíra, estrada para Catolés, c. 5 km do entronamento com a estrada Boninal-Abaira, 18-IV-1998, L. de Queiroz s.n. (HUEFS); ibidem, estrada Catolés-Ouro Verde, c. 2 km Ouro Verde, 15-V-1998, E. Miranda Silva 501 & al. (HUEFS). Aurora-Umburanas, 25-IV-1999, R. Forzza, A. Amorim & S. Sani'ana 1365 (SPF). Campo Alegre de Lourdes, Morro de Carlota, 21-V-2000, L. de Queiroz & al. 6246 (HUEFS). Estação de Picus, 16-VII-1959, E. Santos 87 (MUS). Ibotirama-Barreiras, km 46, 12°12'S, 43°34'W, L. Coradin & al. 560 (K, MBM). Irecê, 18-VI-1994, L. de Queiroz & N. Nascimento 3994 (HUEFS). Rio de Contas, Fazenda Veredas, 7 km from Jussiapé, 14-VI-2000, R. Harley & A.M. Giulietti s.n. (HUEFS). Sta. Maria de Vitoria, 17-II-2000, L. de Queiroz & al. 6121 (HUEFS). Tucano, 7-12 km N of Cipó, 23-IX-1996, L. de Queiroz & N. Nascimento 4564 (HUEFS). 10 km W of Cocos, 17-V-2001, F. Franca 3630, E. Melo & B. Marques da Silva (HUEFS). 10 km João Dourado on road to Irecê, 28-V-2000, R. Harley & A.M. Giulietti s.n. (HUEFS). DISTRITO FEDERAL: Area da Barragem de São Bartolmeu, 14-V-

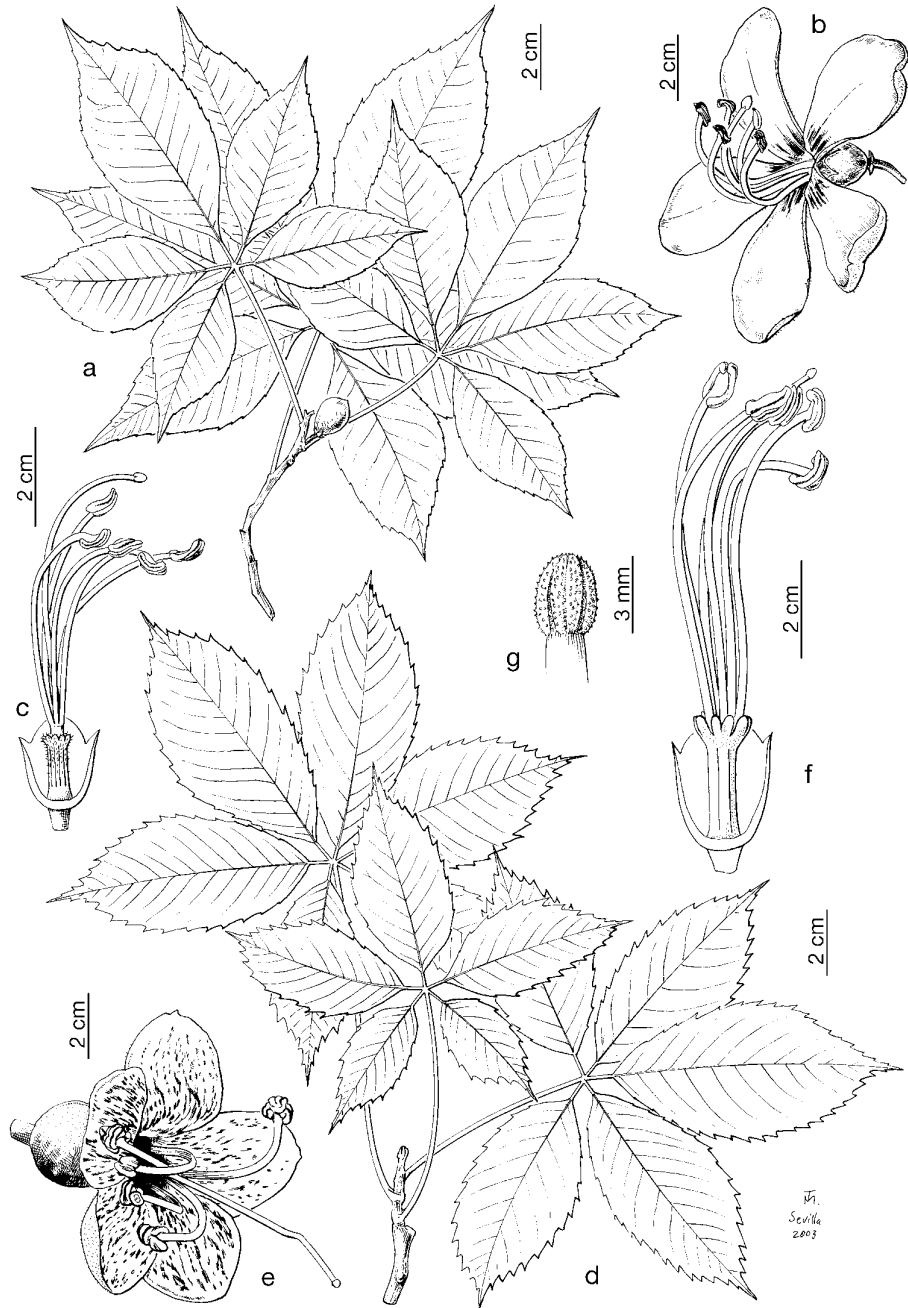


Fig. 2.—*Ceiba pubiflora* (Pott, Cunha & Tavares 2799, E): a) branch with leaves and floral bud; b) flower at anthesis; c) androecium. *Ceiba boliviana* (Nee 34329, E): d) branch with leaves; e) flower at anthesis; f) androecium; g) stigma.

- 1980, *E.P. Heringer & al.* 4760 (MO). Bacia do Rio São Bartolomeu, 28-V-1980, *E. Heringer & al.* 4950 (MBM). Córrego Landim, 20 km NE Brasília, 7-V-1966, *H.S. Irwin & J.W. Grear, R. Souza & R. Reis dos Santos* 15694 (F, MO, NY, US). Limestone rocks near Fercal, 11-X-1963, *B. Maguire & al.* 57037 (MO, NY). Near Rio Salinas (15°31'S, 47°57'W), 24-IV-1981, *J. Kirkbride* 4354 (SP). ESPÍRITO SANTO: Estrada do Patrimônio, perto de Colatina, 16-V-1934, *E.G. Kuhlman* 342 (F, NY, RB). Reserva CVRD, Linhares, 19-V-1980, *D.A. Folli* 227 (MO, MUS). GOIÁS: Chapada dos Veadeiros, road to Nova Roma, *S. Bridgewater, J. Fonseca & J. Ferreira Paixão* S203 (K). Corumbá de Goiás, 20-VI-1973, *E.P. Heringer* 12150 (NY, UEC). Cristalina, 7-VII-1963, *C.T. Rizzini & A. Mattos* 32 (RFA); *ibidem*, 20-IV-1976, *Mattos, E.P. Heringer & J. Murça Pires* 321 (RB, UNB). Ipamiri, 20-IX-1996, *T.B. Cavalcanti & al.* 20.63 (CEN). Paraíso-Cavalcante, *L.E. de Mello* 4302 (MUS). Monte Alegre (13°09'S, 46°39'W), 14-VI-2000, *F.C.A. Oliveira, & al. s.n.* (MUS). Posse (14°10'S, 46°15'W), 28-IV-1996, *B.A.S. Pereira & D. Alvaringa* 3006 (MUS, UEC). Serra do Caipó, 50 km S of Caiapônia, 28-VI-1966, *W.S. Irwin, R. Souza, J.W. Grear & R. Reis dos Santos* 17951 (F, MO, NY, RB, US). Uruaçu, Serra da Mesa, 5-V-1998, *B.M.T. Walther & al.* 41.12 (CEN). MATO GROSSO: Jauru-Araputanga, 6-V-1995, *G. Hatschbach & al.* 52447 (ESA). MATO GROSSO SUL: Corumbá, 20-VI-1979, *G.T. Prance* 26254 (CEN, NY); *ibidem*, Estrada para Forte Coimbra, proximo a Fazenda Coqueiro, 2-VI-1989, *V.J. Pott & al.* 834 (CPAP); *ibidem*, Estrada de Tamarindeiro, 23-V-1987, *A. Pott & al.* 2799 (CPAP); *ibidem*, Moro do Jacadigo, 25-VI-1993, *G.A. Damasceno Jr. s.n.* (UEC); *ibidem*, Moro do Urum, 3-VI-1993, *G.A. Damasceno Jr.* 29980 (UEC). MINAS GERAIS: Aracuaís-Virgem da Lapa, 2-VI-1967, *A.P. Duarte* 10451 (RB). Arinos-Unãi, 15°30'-16°10'S, 46°10'-47°30'W, 2-V-1996, *B.A.S. Pereira & D. Alvaringa* 3057 (RB, MUS). Barra, 13-VII-1979, *G. Hatschbach* 42330 (MBM). Belo Horizonte-Conceição do Mato Dentro, 4-V-1986, *K. Kubitzki & J. Rower CFSC* 9808 (SPF). Espinosa, BR-122, 19-IV-1983, *G. Hatschbach* 46574 (MBM). Estrada Serraria-Jaíba, 10 km, 19-V-2002, *E.R. Salviani* 2259 & *J. Dutilh* (UEC). Granjas Reunidas, Ramal Montes Claros, 2-V-1963, *A.P. Duarte* 7807 (F, RB). Itacarambí-Januária, Fazenda Olhos d'Água, 20-V-2002, *E.R. Salviani* 2264 & *J. Dutilh* (UEC). Jaíba, estrada para Varzelândia, 19-V-2002, *E.R. Salviani* 2256 & *J. Dutilh* (UEC). Januária, 24-VI-1932, *Campos Porto* 2519 (RB). Januária-Montes Claros, km 354, *E.R. Salviani* 2267 & *J. Dutilh* (UEC). Janaúba, 18-V-2002, *E.R. Salviani* 2251 & *J. Dutilh* (UEC). Janaúba-Jaíba, 10 km antes de Jaíba, 18-V-2002, *E.R. Salviani* 2253 & *J. Dutilh* (UEC). Montes Claros, 16°09'S, 43°52'W, *E. Almeida* 58 (RB). Porteirinha, 12-V-1998, *J.R. Pirani & al.* 4276 (SPF). Rodovia (BR 122) para Mato Verde, 10 km N. PARANÁ: Londrina (cult.?), 5-V-1994, *F. Chagas e Silva & L.H. Soares-Silva* 1685 (ESA). SÃO PAULO: Estação Biológica de Paulo de Faria, 19°55'S, 49°31'W, 26-IV-1994, *V. Stranghetti* 303 (UEC); *ibidem*, 19°58'S, 49°31'W, 20-IV-2001, *J. Tomasetto* 157 & *A.A. Resende* (SJRP, UEC). Estrada margens do Rio Paraná, 4-VI-1972, *P. Occhioni* 1918 (JB). Lins, 16-IV-1995, *J. Semir* 33615 (UEC). Magda, Fazenda CFM, 17-V-1995, *Bernacci & al.* 1887 (SPS). Pindorama, 18-V-1939, *O. Mendes* 264 (RB); *ibidem*, Fazenda Elidio Ribeiro, 18-V-1939, *O.T. Mendes* 264 (SP). São José do Rio Preto-Penápolis (BR 153), 4-V-2002, *F. Tomasetto* 287 (SJRP, UEC).
- PARAGUAY. Cerro Acahay, Carapegua-Ybcui, *D.R. Brunner* 1141 (NY). CORDILLERA: Asunción, 15-V-1889, *T. Morong* 725 (NY). Cerro Palacios, 8-VI-1988, *E. Zardini* 4633 (MO). 5 km SE of Emboscada, 9-VI-1990, *E. Zardini & E. Velasquez* 21248 (MO). Pr. Sapucay, IX-1913, *E. Hassler* 12954 (E, MO). San Bernardino, VI-1900, *E. Hassler* 7150d (G). Yparacaray, V-1913, *E. Hassler* 11724 (BAF, E, G, MO, NY). GUAIRA: Villarica, III-1913, *P. Jørgensen* 3933 (MO, NY, US). SAN PEDRO: Colonia Primavera, 23-VI-1956, *A. Woolston* 691 (P, SI).
- 8. *Ceiba boliviana* Britten & Baker f., J. Bot. 34: 175 (1896)**
Ind. loc.: "Hab. Bolivia"
Type: Bolivia. Vil. Cochabamba, 1891, *A.M. Bang* 1154 (lectotype, here designated, BM!; isolectotypes, E!, G!, MO!, NY!, S!, US!, W!)
- C. mandoni* Britten & Baker f., J. Bot. 34: 175 (1896)
Ind. loc.: "Hab. Vicinnis Sorata ad radicam collis Catarguata in scopulis. Prov. Larecaja, Bolivia, G. Mandon 825; alt 2550 m."
Type: Bolivia. Larecaja, vic. Sorata, Catarguata, 3-VI-1860, *Mandon* 825 (lectotype, here designated, NY!; isolectotypes, G!, P!, F photo!, MO!)
- Xylon tunariensis* Kuntze, Rev. Gen. Pl. 3(2): 23 (1898); *Ceiba tunariensis* (Kuntze) K. Schum., Just's Bot. Jahresber. 26: 343 (1900)
Ind. loc.: "Bolivia: Tunarigebirge 1300 m"
Type: Bolivia. Tunari, *O. Kuntze s.n.* (lectotype, here designated, NY digital image!)
- Chorisia grandiflora* Rusby, nom. nud.
- Trees c. 10 m with usually with swollen, aculeate trunk. Leaves 5-7 foliolate, petioles 35-135 mm; leaflets 95-110 × 35-50 mm, oblanceolate, denticulate, glabrous, with petiolules 5-10 mm long. Flowers axillary, borne singly or in fascicles. Pedicels c. 12 mm long, stout. Calyx 32-40 × 20-23 mm, broadly campanulate, lobed. Petals 75-110 × 25-35 mm, held erect and so flower rather campanulate, broadly spatulate, externally densely sericeous-villous, internally glabrous, white-

pinkish, with many conspicuous dark red striations. Staminal column 20-40 mm up to appendages which have 5 glabrous bifid lobes, the column then continuing for some 3-15 mm before dividing to 5 red filaments which bear versatile, anfractuose anthers. Ovary pyriform, with slender style bearing the red globose stigma well beyond the anthers. Fruit an ellipsoidal to pyriform capsule, 15-18 × 10-15 cm.

Flowering (January) March-April. Woodlands in dry valleys. Bolivia and S Peru (fig. 3).

Illustrations. Fig. 2.

BRITTEN & BAKER (1896) distinguished *C. mandoni* from *C. boliviana* with the former having more leaflets (6-7 vs. 3-4) which are slightly more long petiolulate and with more marked serrations, and the staminal appendages much nearer the apex of the staminal tube rather than near the centre as in *C. boliviana*. However, in material seen by us these characters are variable, sometimes between flowers of the same specimen, and so are unreliable to delimit species. The description of



Fig. 3.—Distribution map of ● *Ceiba boliviana* and ■ *C. trischistandra*.

KUNTZE'S (1898) *Xylon tunariensis*, particularly the anfractuose anthers and Bolivian provenance, accord with *C. boliviana*.

C. boliviana resembles species of the *C. insignis* aggregate, but the usually large, robust, campanulate flowers, with densely white-hairy, whitish-pinkish coloured petals that have prominent anastomosing dark reddish striations, and the red stamen filaments with anfractuose anthers are very distinctive. MACBRIDE (1956) in his Flora of Peru, identified specimens of *C. boliviana*: *Weberbauer 5874* and *Vargas 7195*, as *Ceiba pubiflora*.

Field observations by *Nee & Solomon 36519* note that "at 12.35 pm flowers open but old and falling, with an unpleasant smell, probably bat-pollinated".

Examined specimens

BOLIVIA. CHUQUISACA: Tarabuco-Zudanez, *J.R. Wood 8007* (K). Vila-Vila, Sucre, IV-1933, *Cardenas 543* (NY). COCHABAMBA: Chulumani, 28-VI-1961, *L.G. Holliday 20* (K). Comarapa, Sorata, *Fries 1924* (S). Km 186 on Cochabamba-Sta. Cruz highway, 20-IV-1963, *D. & V. Ugent 5106* (WIS). LA PAZ: Coroico, 10 km hacia Caranavi, *S. Beck 1771* (MO). 10 km SW of Yolosa, on road to Chuspipata, *J. Solomon & M. Wehling 122244* (MO, WIS). La Paz-Chuspipata, 21-I-1984, *A. Gentry & J. Solomon 44391* (MO). La Paz-Coroico, 31-III-1977, *J.D. Boeke 1414* (NY). Puente Villa, 22-IX-1979, *S. Beck 2257* (MO). SANTA CRUZ: Andrés Ibáñez, Santa Cruz, 170°47'-63°11'W, 30-I-1989, *M. Nee 36519* (NY, SI). Cochabamba-Sta. Cruz, km 367, III-1961, *M. Cardenas 5920* (WIS). Gorge of Rio Achira on road Sta. Cruz-Samaipata, 8-III-1988, *M. Nee & J. Solomon 36519* (NY, SI). TARIJA: Chiquiata, 8-III-1904, *K. Fiebrig 2707* (S, U). 60 km S of Tarija, 17-III-1965, *Badcock 630* (K).

PERU. APURIMAC: Apurimac, 12-VI-1911, *A. Weberbauer 5874* (F). CUZCO: Convención, Sta. Rosa, *C. Vargas 7195* (F). Hacienda Sta. Rosa, V-1937, *J. Soukup 513* (F). La Convención, Quillabamba, *T.D. Pennington, J. León & M. Caveró 15060* (K); *ibidem*, 12°53'S, 72°44'W, *P. Nuñez & J. Arque y Flavio 8262* (WIS).

9. *Ceiba glaziovii* (Kuntze) K. Schum., Just's Bot. Jahresber. 26: 343 (1900)

Xylon glaziovii Kuntze, Rev. Gen. Pl. 3(2): 23 (1898); *Chorisia glaziovii* (Kuntze) E. Santos, Sellowia 16: 164 (1964)

Ind. loc.: "Brasília no. 17467; 18145a Glaziou"

Type: Brazil. Rio de Janeiro, São Cristóvão, *Glaziou 18145a* (lectotype, here designated P!; G! isoclectotype)

Trees usually 10-15 m, with swollen, aculeate trunk. Leaves 4-7 foliolate, petioles 60-90 mm long; leaflets 50-130 × 30-60 mm, chartaceous, elliptic-oblongate, denticulate, especially distally, acuminate, glabrous, with petiolules 2-4 mm long. Flowers in fascicles of three or solitary. Pedicels 6-10 mm long. Calyx 20-28 mm, campanulate, glabrous, with 3-5 lobes. Petals c. 65 × 25 mm, spatulate, spreading, white, externally villous, internally glabrous basally, hairy distally, sometimes with magenta striations towards the base. Staminial tube 10-50 mm, 5 entire appendages, all covered with dense hairs; tube continuing above the appendages for 3-20 mm and then dividing into 5 spreading, white filaments which terminate in yellow, sinuous anthers. Ovary subglobose, with the slender style terminating in a white globose stigma a little above the anthers. Fruit elongate to ellipsoidal capsule, c. 8-12 × 5-9 cm.

Flowering July-September. Dry woodlands (Caatinga). NE Brazil (Bahia, Pernambuco, Paraíba, Ceará) (fig. 4).

Illustrations. SANTOS (1964: 170 fig. 5), LORENZI (1998: 45).

The specimen *Glaziou 18145a*, cited by Kuntze for his *Xylon glaziovii*, was collected from a tree cultivated in Rio de Janeiro, which, according to the label, apparently originated from a tree cultivated in Ipiranga, São Paulo. Confusingly, Glaziou (1913) cited his *18145a* for both *C. glaziovii* and *C. erianthos*.

Ceiba glaziovii has a crepuscular-nocturnal anthesis and the flowers possess copious nectar, such that bat pollination is likely, although observations are lacking.

Examined specimens

BRAZIL. BAHIA: Curaça, Fazenda Mina, 9°13'S, 39°55'W, 10-VIII-1983, *S. da Silva & G. Pinto 274* (GUA, MBM). Estrada Campo Formosa-Delfino, 13-VIII-1999, *E. Melo 2788* (HUEFS). Jacobina, 25-VI-1999, *F. França* (HUEFS, UEC); *ibidem*, Barracão de Cima, 6-VII-1996, *R. Harley & al. 3444* (K, SPF). Paratú 12 km to Serrinha, VIII-1961, *C.L. Pabst* (HB). Retrolândia, 9 km from the city, 16-IX-1999, *R. Oliveira 258* (HUEFS). Rodovia Lomanto Jr., km 71, Capim Grosso-Juazeiro, 20-VIII-1979, *R. Monteiro, R. Martins & K. Yamamoto 10182* (E, UEC). CEARÁ: Crato, 13-VIII-1948,

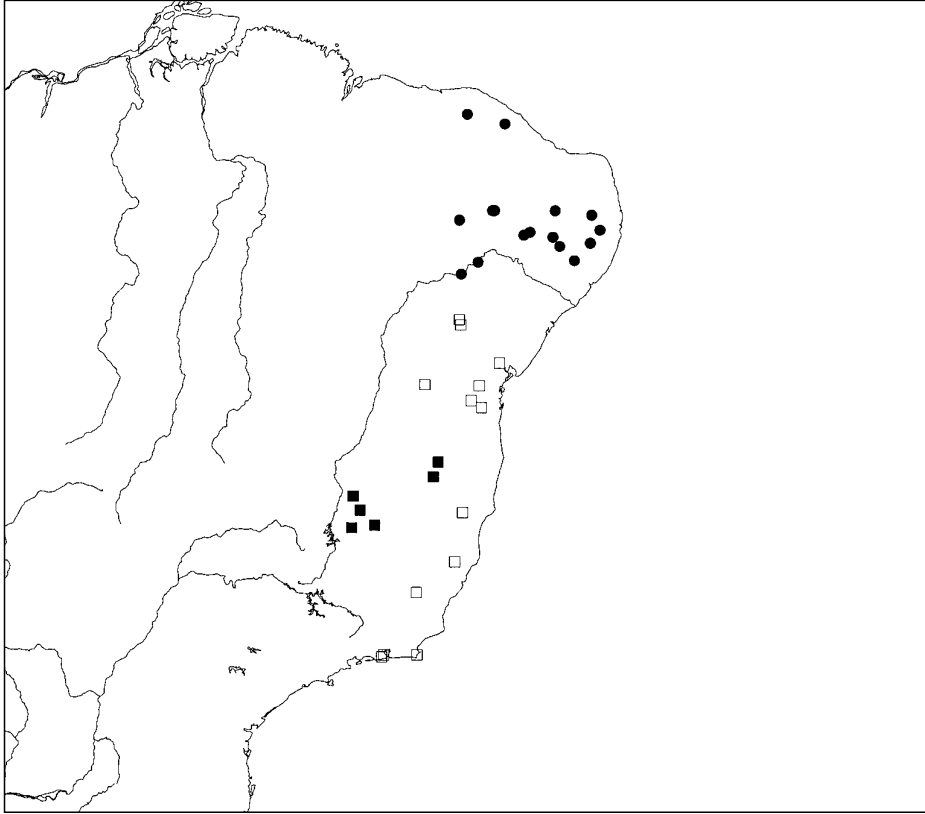


Fig. 4.—Distribution map of □ *Ceiba erianthos*, ● *C. glaziovii* and ■ *C. jasminodora*.

Duarte & Ivone 1455 (RB). Entre Barbalho e Crato, 21-VII-1964, *A. Castellanos 25198* (RB, MUS). Serra de Meruoca, NW of Sobral, VIII-1988, *A. Fernández, P. Gibbs & J. Mattes* (EAC). Serra do Baturité, Pacoti, VIII-1957, *T. Guédes s.n.* (IPA, RB). Serra dos Bezouros, 30-VIII-1957, *T. Guédes 607* (RB, UB). PARAÍBA: Teixeira, 7 km estrada PB238 to Desterro, 15-IX-1984, *W. da Fonseca & M. Santos 429* (RB, SPF). PERNAMBUCO: Arcoverde, 16-VII-1955, *D. Andrade-Lima 55-2093* (IPA). Alagoinha, 16-IX-1991, *A. Bocage 198* (IPA). Araripa, 27-VII-1993, *A. Bocage 257* (IPA). Bom Jardim, 12-XII-1983, *D. Andrade-Lima & R. Barreto P26* (IPA). Brejinho, 17-IX-1991, *A. Bocage 203* (IPA). Carurú, 19-IX-1991, *A. Bocage 226* (IPA). Custódia, 11-VII-1990, *A. Bocage 14* (IPA). Flores-Sta. Clara, Serra de Baixa Verde, 30-VII-1993, *A. Bocage 260* (IPA). Guaranhuns, II-1929, *B. Pickel 2166* (IPA, NY, WIS). Jataúba, 21-X-1991, *A. Bocage 233* (IPA). Oreira, Mata de Pau Ferro, 15-X-1980, *M. Fevereiro 63* (IPA). Recife, granja de Dois Irmãos, 22-IX-1949, *D. Andrade-Lima 309* (IPA). São José de Belmonte, 30-VII-1993, *A. Bocage 259* (IPA). Serra Talhada, 29-VII-1993, *A. Bocage 254* (IPA).

Sertânia, 18-IX-1991, *A. Bocage 218* (IPA). Teixeira-Desterro, 15-IX-1984, *W.N. da Fonseca & M. Santos 429* (RB). Triunfo, 07°55'S, 38°04' W, 2-X-1980, *O.A. Salgado 138* (IPA, RB). Venturosa, 18-IX-1991, *A. Bocage 223* (IPA).

10. *Ceiba erianthos* (Cav.) K. Schum. in Mart. (ed.), Fl. Bras. 12(3): 211 (1886)

Bombax erianthos Cav., Diss. 5: 294, tab. 152 fig. 1 (1788); *Xylon erianthos* (Cav.) Kuntze, Revis. Gen. Pl. 1: 75 (1891); *Eriodendron leiantherum* DC., Prodr. 1: 479 (1824), nom. illeg.

Ind. loc.: "Habitat in Brasilia prope S. Sebastianum. Commersonius reperit. V. S. unicum exemplar apud D. de Jussieu"

Type: Brazil. Prope S. Sebastianum, *Commer-son s.n.* (lectotype, here designated, P-Juss.)

Trees around 10 m with aculeate trunk and branches including young flowering branches which bear dense, small, aculeate spines. Leaves 5-7 foliolate, petioles 45-120 mm long; leaflets 34-85 × 16-40 mm, chartaceous, oblanceolate, apex acute, mucronate, glabrous petiolules c. 5 mm long. Flowers axillary, borne singly or in fascicles. Pedicels c. 20-25 mm long, stout. Calyx 20-30 × 11-14 mm, broadly campanulate, glabrous externally. Petals 65-90 × 18-22 mm, more or less spatulate, white, densely lanate-villous externally, glabrous internally, with sparse carmine striations distally, becoming uniformly carmine towards the base. Lower staminal tube c. 10 mm, densely hairy and with a swelling but no staminal appendages, continuing united for c. 15 mm and then dividing into 5 filaments which bear elongate sinuate anthers. Ovary subglobose, with slender glabrous style bearing a globose, pinkish stigma c. 10 mm or more above level of anthers. Fruit rather narrowly elongate-ellipsoidal capsule, c. 14 × 5 cm.

Flowering March-July. Restinga and dry coastal forest, usually on rocky outcrops. SE and E Brazil (Rio de Janeiro, E Minas Gerais, Espírito Santo and Bahia) (fig. 4).

Illustrations. SANTOS (1969, fig. 5; LORENZI (1998: 43).

Crepuscular anthesis with bat pollination. The densely tomentose petals of this species are distinctive although some care is needed with herbarium material to distinguish from specimens of *C. glaziovii*.

Examined specimens

BRAZIL. BAHIA: Abaíra, 7-VII-1992, W. Ganev 624 (K, HUEFS, SPF); ibidem, 15-V-2000, E. Miranda Silva 503 & al. (HUEFS); B. Bomomeira, Vale dos Rios Paraguaçu e Jacuípe, X-1980, P. de Cavallo 808 (IPA). Ipiáu-Jequié, 9-III-1967, R.P. Belém & R.S. Pinheiros 3397 (CEPLAC, US). Ipirá, Fazenda Recreio, 4-X-1986, L. de Queiroz & al. 963 (HUEFS). Itatim, Morro das Tocas, 31-VIII-1996, F. Franca & al. 1783 (HUEFS); ibidem, Morro do Agenor, 29-VIII-1996, E. de Melo, F. Franca & C. Correia 1627 (HUEFS). Jequié, 8-VII-1971, R.S. Pinheiro 1459 (CEPEC). Jussiapé-Campinho, near Jussiapé, 10-VIII-1997, A.M. Giuliatti 1305 & R. Harley (HUEFS). Manuel Vitorino, BR 116 Riberão do Jibóia, 14°14'S, 40°17'W, 1-VI-1979, J. Bragão 110

(JB). Montagne de la Jacobine (Serra Jacobina), 1836, Blanchet 2617 (F). NE of Bananeiras, II-1981, P. de Cavallo 1081 (HUEFS). Mucugê, near João Corrêa, 14-VI-2000, R. Harley & A.M. Giuliatti (HUEFS). 10 km from Capoeira, 7-VII-19762, R.S. Pinheiro 1875 (CEPLAC, NY, UEC). ESPÍRITO SANTO: Colatina-Vitória, 9-VI-1968, R.P. Belém 3825 (CEPEC, NY). MINAS GERAIS: Carangola, 20°43'S, 42°04'W, 4-V-1988, L.S. Leoni 226 (BRAD, MUS). Nanuque, 30-VI-1968, R.P. Belém 3792 (CEPLAC, NY). Parque Estadual do Rio Doce, Marliéria, 20-V-1999, R. Bortoluzzi 657 (BHCB). Rio Branco, road to São Geraldo, 25-XI-1930, I. Mexia 5354 (F, G, NY, U). Varzelândia, caatinga entre Rio Verde e Brezo de Metambal, 19-VII-1968, D. Andrade-Lima 5436 (IPA). RIO DE JANEIRO: Barra de Tijuca, 27-V-1961, G.F. Pabst 5606 (MBM); ibidem, Morro do Focinho de Cavallo, 18-IV-2001, C.A. de Oliveira s.n. (GUA). Botafogo, 9-V-1869, A. Glaziou 3769 (P). Cabo Frio, restinga praia Tucuns, 15-V-1993, J. Pirani 2881 & R. Mello Silva (SPF). Estrada Jacarepaguá-Pedra Blanca, 11-V-1963, Lanna 629 & Castellanos (F). Guanabara, 3-V-1974, R.F. de Oliveira s.n. (NY). Ilha Bonita, Bahia Sepetiba, V-1974, J. F. Silva s.n. (RB). Ilha de Paquetá, 17-VII-1915, J.N. Rose & P.G. Russell 20296 (NY). Itaipu, Morro das Andorinhas, 14-V-1980, D. Araujo 3758 (GUA). Pedra da Itauna, 29-VII-1971, D. Sucre 7578 (RB). Rio de Janeiro, C. Gaudichaud 955 (F, G). São Cristóvão, 12-V-1893, A. Glaziou 239a (P). Tijuca, VI-1924, J.G. Kuhlman 7732 (F).

11. *Ceiba jasminodora* (A. St.-Hil.) K. Schum. in Mart. (ed.), Fl. Bras. 12: 213 (1886)

Eriodendron jasminodorum A. St.-Hil., Fl. Bras. Merid. 1: 265, tab. 52 (1828)

Ind. loc.: "Minas Gerais: Quartel de San Miguel (Minas Novas)"

Type: Brazil. Minas Gerais, Quartel de San Miguel, Minas Novas. *Saint Hilaire s.n.* (lectotype, here designated, P!)

Ceiba sipolisii K. Schum. & Schwacke, Bot. Jahrb. Syst. 25, Beibl. 60: 16 (1898)

Ind. loc.: "In Brasiliae civit. Minas Gerais ad Biribiry prope Diamantina, ab Abbé Sipolis detecta. Schwacke 8324; Glaziou 18893 et 20206."

Type: Brazil. Minas Gerais, Glaziou 18893 (lectotype, here designated, P!)

Usually small trees 1-2 m, but around 4 m in cultivation, with aculeate branches. Leaves 3-foliolate, petioles 20-45 mm long; leaflets 55-120 × 36-60 mm, ovate to broadly lanceolate, entire, coriaceous, acute or somewhat rounded, with very slender mucron c. 3 mm, glabrous, with petiolules 3-5 mm long. Flowers borne

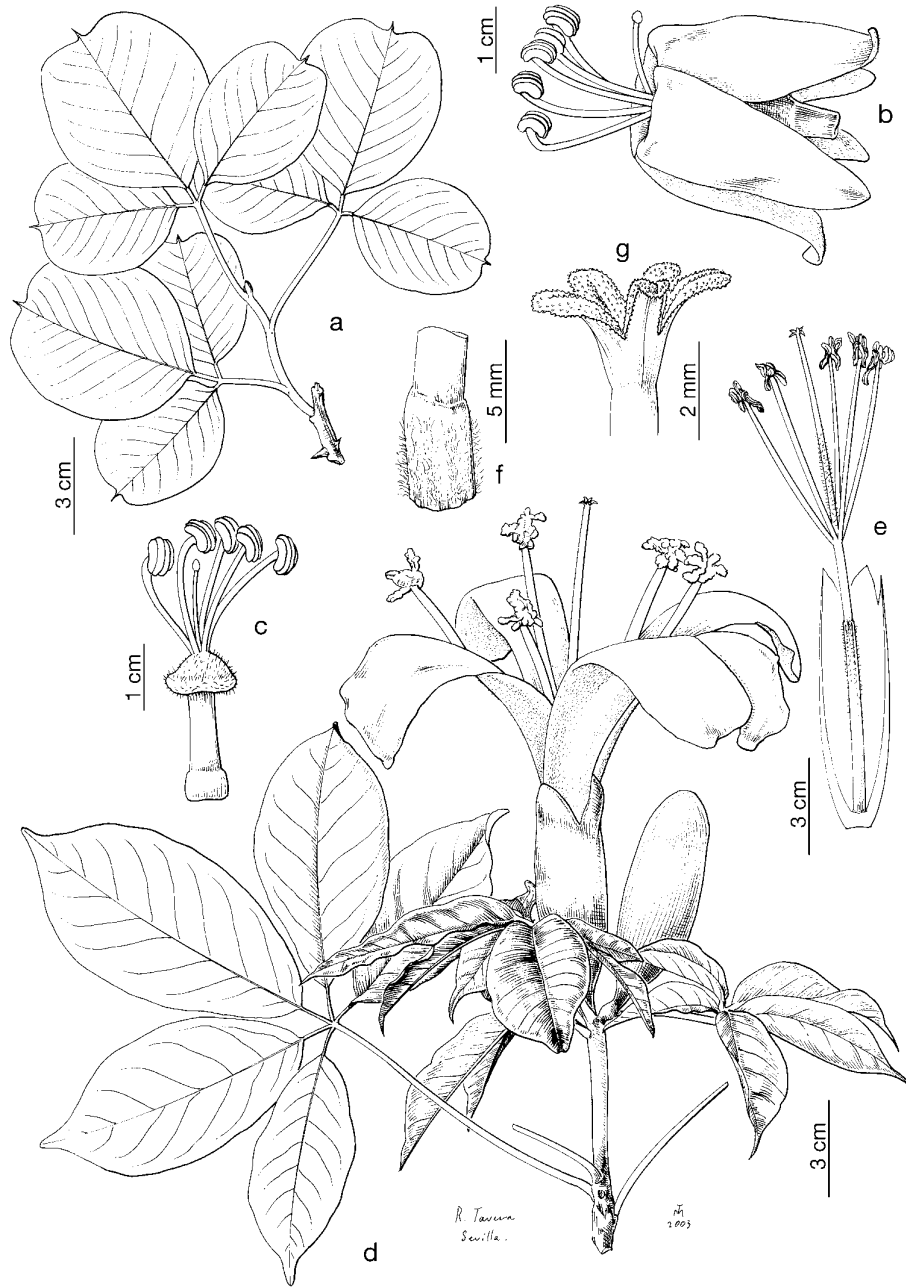


Fig. 5.—*Ceiba jasminodora* (Semir 10929, UEC): a) branch with leaves; b) flower at anthesis; c) androecium. *C. samau-ma* (Nee 33868, E): d) branch with leaves; e) androecium; f) detail of median zone of staminal tube; g) stigma.

singly in the axils of leaves. Pedicels 10 mm long, slender. Calyx c. 8 × 6 mm, campanulate, glabrous-puberulent externally. Petals 18-25 × 7 mm, cream, markedly reflexed. Staminal column 6-7 mm, glabrous, with appendages in the form of a sparsely hairy disc which is bordered by dense fringe of hairs; 5 free staminal filaments c. 8-12 mm, bearing small (c. 2.5 mm), anfractuose anthers. Ovary pyriform, with a slender style bearing a white globose stigma at the level of the anthers. Fruit an ellipsoidal capsule c. 8 × 5 cm.

Flowering April-July. Campo rupestre (rocky upland vegetation). Brazil, endemic to the southern Serra de Espinhaço and associated uplands in Minas Gerais (fig. 4).

Illustrations. SANTOS (1964, p. 171, Fig. 6, sub *C. sipolisii*) (fig. 5).

The small cream flowers of this species may open at dusk, and so probably with moth pollination.

Examined specimens

BRAZIL. MINAS GERAIS: Aracaí, 15548, *C.M. Magalhães* (RB). Conselheiro Mata, VI-1934, *B. Brade* 496 (RB); ibidem, 4-VI-1985, *F. de Barros* 1084 (SP). Diamantina, 20-26 km WSW of city, 18-V-1990, *M. Arbo & al.* 4363 (SPF); ibidem, *Glaziou* 2026 (K, P). Diamantina para Couto Magalhães, 18-VI-2000, *F. Costa & P. Fiaschi* 194 (SPF). Grão Mogol, vale Rio Itacambiruçu, 14-V-1998, *J. Pirani* 4320 & al. (SPF). Itaobim, vale de Jequitinhonha, 2-IV-1979, *C.T. Rizzini & A. Mattes* 1120 (RB). Itaobim-Arocuás, 2-IV-1959, *C.M. Magalhaes* 15548 (RB, UB). Itinga, 12-X-1984, *C.T. Rizzini s.n.* (RB). Joaquim Felício, Balneário Varedas, 19-V-2001, *M. Groppo Jr.* 804, *M. Maracatoa & P. Soffiati* (SPF); ibidem, estrada para Serra do Cabral, 8-VII-2001, *Fiaschi* 876, *A. Lobão & F. Costa* (SPF). Medina, 1995, *A. Brina s.n.* (BHCB). Pedra Azul-André Fernandes, BR km 38, 29-I-1980, *J. Semir* 10929 (UEC). Presidente Kubitschek, rodovia Datas-Serro, 1-III-1998, *J. Pirani* 4078 & al. *s.n.* (SPF). Serra do Cabral, 28-VII-1976, *P.E. Gibbs & al.* 2508 (E, UEC); ibidem, 5 km N of Corinto near Buenópolis, 15-V-1977, *P.E. Gibbs, R.J. Abbott & J.B. Andrade* 5149 (UEC). Serra do Espinhaço, 3.5 km SW of Rio Jequití and Medanha, 14-IV-1973, *H.R. Anderson* 8899 (NY, MO, UEC).

12. *Ceiba trischistandra* (A. Gray) Bakh., *Bull. Jard. Bot. Buitenzorg* ser. 3, 6: 196 (1924)

Eriodendron trischistandrum A. Gray, U.S. Expl. Exped., *Phan.* 1: 182 (1854)

Ind. loc.: “Peru. Garden at Lima (Wilkes Expedition)”

Type: Peru. Cultivated tree in Lima, *Wilkes s.n.* (lectotype, here designated, US digital image!)

Trees 15-30 m with aculeate trunk. Leaves 5-7 foliolate, petioles 100-180 mm long; leaflets 55-125 × 30-55 mm, coriaceous, broadly oblanceolate to obovate, entire or obscurely denticulate, acute, glabrous or with sparse appressed hairs along midrib extending to the lamina, with petiolules 2-3 mm long. Flowers axillary, solitary or fascicles of 2-3. Pedicels 10-30 mm long. Calyx 23-30 × 20-26 mm, broadly campanulate, four lobed, glabrous or finely velutinous, crimson. Petals c. 45-60 × 23 mm, narrowly obovate to spatulate, densely tomentose externally except at the margins, internally mostly glabrous, white, externally tinged green, somewhat reflexed at anthesis. Stamens arising from a short c. 5 mm hairy collar, initially as 5 filaments, but each splitting for the distal 15 mm into 3 short filaments which terminate in versatile, monothe-cate, anfractuose anthers. Ovary pyriform, with style bearing the stigma usually above the level of the anthers. Fruit elongate-ellipsoidal capsule c. 12 × 8 cm.

Flowering April-July. Dry valleys of Pacific coast. S Ecuador and N Peru (fig. 3).

A very striking species with its red calyx, densely white tomentose petals, and further fission of the five stamen filaments. Curiously the original collection of this species was from a cultivated tree in Lima city, and its transference to *Ceiba* by BAKHUIZEN VAN DEN BRINK (1924) was also based on flowers from cultivated trees in Java (Indonesia). The species was still unknown in its natural habitat when MACBRIDE (1956), in the Flora of Peru, noted: “Type from a garden in Lima; also in Java, country of origin unknown.” *C. trischistandra* is another species presumably with crepuscular anthesis and bat pollination.

Examined specimens

ECUADOR. GUAYAS: Capara, 21 km Guayaquil to Dante, *C.H. & P.M. Dodson* 11322 (MO). Esterosalado, near bridge on highway to Salinas, 12-VI-1955, *E. As-*

plund 16607 (G, K, NY, S). Guayaquil, 13-VI-1943, *E.L. Little Jr. 6594* (K). Guayaquil-Salinas, 2°25'S, 80°22'W, 17-VII-1989, *L.J. Dorr & I. Valdespino s.n.* (NY). Guayas-Guayaquil, IX-1963, *Valverde 326* (MO). LOJA: Pupacos, nr. Zapotepamba, W. of Catacocha, 30-IV-1996, *G.P. Lewis & al. 2270* (K). Valle Seco de playas, 19-IV-1944, *M. Acosta Solís 7976* (F). MANABÍ: Bahía de Caraquez, *E. Asplund 16562* (NY, S). 10 km NW of Puerto Viejo, 30-VII-1977, *C.H. & H.C. Dodson 6789* (MO). 11 km W of Puertoviejo, 28-X-1974, *A. Gentry, F. Ortiz-Crespo & R. Narváez 12201* (MO, S).

PERU. TUMBES: Ca. 10 km S of Canchaque, 26-V-1957, *H. Ellenberg 1612* (U). N of Tumbes, 13-VI-1957, *H. Ellenberg 1382* (U).

13. *Ceiba pentandra* (L.) Gaertn., Fruct. Sem. Pl. 2: 244, t. 133 fig. 1 (1791)

Bombax pentandrum L., Sp. Pl.: 511 (1753); *Eriodendron anfractuosum* DC., Prodr. 1: 479 (1824), nom. illeg.; *Bombax occidentalis* Spreng., Syst. 3: 124 (1826), nom. illeg., *Ceiba occidentalis* (Spreng.) Burkill, Kew Bull. 1935: 317 (1935) nom. illeg., *Ceiba anfractuosa* M. Gómez, Fl. Habanera: 141 (1897), nom. illeg.

Ind. loc.: "Habitat in Indiis"

Type: lectotype, designated by NICOLSON (1979), in Rheede, Hort. Malab. 3, tab. 50 (1682)

Bombax mompoxense Kunth in Humb., Bonpl. & Kunth, Nov. Gen. Sp. 5: 300 (1822)

Ind. loc.: "Crescit ad ripam fluminis Magdalenae, prope Mompax, Nova granatensium, alt. 70 hex."

Type: Colombia. without locality, *Humboldt & Bonpland s.n.* (lectotype, here designated, P!)

Bombax cumanense Kunth in Humb., Bonpl. & Kunth, Nov. Gen. Sp. 5: 300 (1822)

Ind. loc.: "Crescit prope Cumana (Nova Andalusia)"

Type: Venezuela. Cumaná [added later by another hand], *Humboldt & Bonpland s.n.* (lectotype, here designated, P!)

Tall emergent trees up to 50 m or more, trunk usually aculeate, sometimes with prominent buttresses. Leaves 5-8 foliolate, petiole c. 120-150 mm long; leaflets 110-200 × 25-50 mm, narrowly elliptical to oblanceolate, base cuneate to somewhat truncate, apex acuminate, margin entire or obscurely dentic-

ulate, glabrous, petiolule 5-30 mm long. Flowers fasciculate on the stems. Pedicel c. 20 mm long. Calyx 12-15 × 11-13 mm, campanulate, glabrous. Petals 22-46 × 6-13 mm, white or pinkish, externally densely sericeous sometimes with brownish hairs, sparsely so at the overlapping margins. Staminal tube variable: either c. 3.5 mm, with an abrupt, truncate termination, and then with 5 free white or markedly pinkish filaments arising directly or nearly so, or tube tapering for 5-14 mm before splitting into 5 filaments, with no staminodial appendages; anthers small, markedly anfractuose. Ovary pyriform with stigma usually exerted above the anthers. Fruit ellipsoidal to pyriform capsule 15-18 × 8-10 cm.

Flowering August to September. Distribution effectively pan-tropical but almost certainly introduced in Asia and the Pacific, although probably native, at least in part, in W Africa (cf. BAKER, 1965). We have not attempted to study this species in any detail outwith the Americas (fig. 6).

Illustrations. ADAMS (1972: 151, fig. 56); LORENZI (1992: 60).

NICOLSON (1979) provided an extensive commentary on the typification of the genera *Bombax*, *Ceiba* and *Cochlospermum*. He concluded that *Bombax pentandrum* L., which was based on a mixture of (mostly) asiatic but also some New World elements, must be typified by one of the illustrations in Rheede *Hort. Malab.*, and lectotypified this species with figure 50 in this work. The illustration proposed by NICOLSON (1979) clearly depicts flowers of *C. pentandra*, and a plant with narrowly elliptical leaflets, but most leaves have eight (or more) leaflets instead of the 5-7 common in this species.

BAKHUIZEN (1924) provided a detailed synonymy for *Ceiba pentandra* (L.) Gaertn., and he distinguished two varieties, var. *caribaea* (DC) Bakh., which included the New World and African forms, and var. *indica* (DC) Bakh. (= var. *pentandra*) for the asiatic plants. However, BAKER (1965) pointed out that most authors who recognize infra-

specific, or even specific, variants for *C. pentandra*, distinguish between the New World and African forms. Both BAKHUIZEN (1924) and BAKER (1965), on the basis of their detailed studies of this taxon, concluded that *C. pentandra* should be recognized as a single rather polymorphic species, a view which we adopt here.

In Amazonian Brazil, *C. pentandra* often occurs as a tall emergent tree of *varzea* vegetation, although it also thrives (sometimes al-

most certainly as planted specimens) in seasonally dry areas in Central America. This ability to grow both in riverine flood plain conditions and also in mesic, seasonally dry areas is found in some other species of diverse families, e.g. *Triplaris gardneriana* Wedd. (Polygonaceae), *Pachira aquatica* (Bombacaceae) [J. Ratter, *pers. comm.*].

Even as represented in the in the New World, *C. pentandra* is another very variable *Ceiba* species, possibly with distinct infraspe-

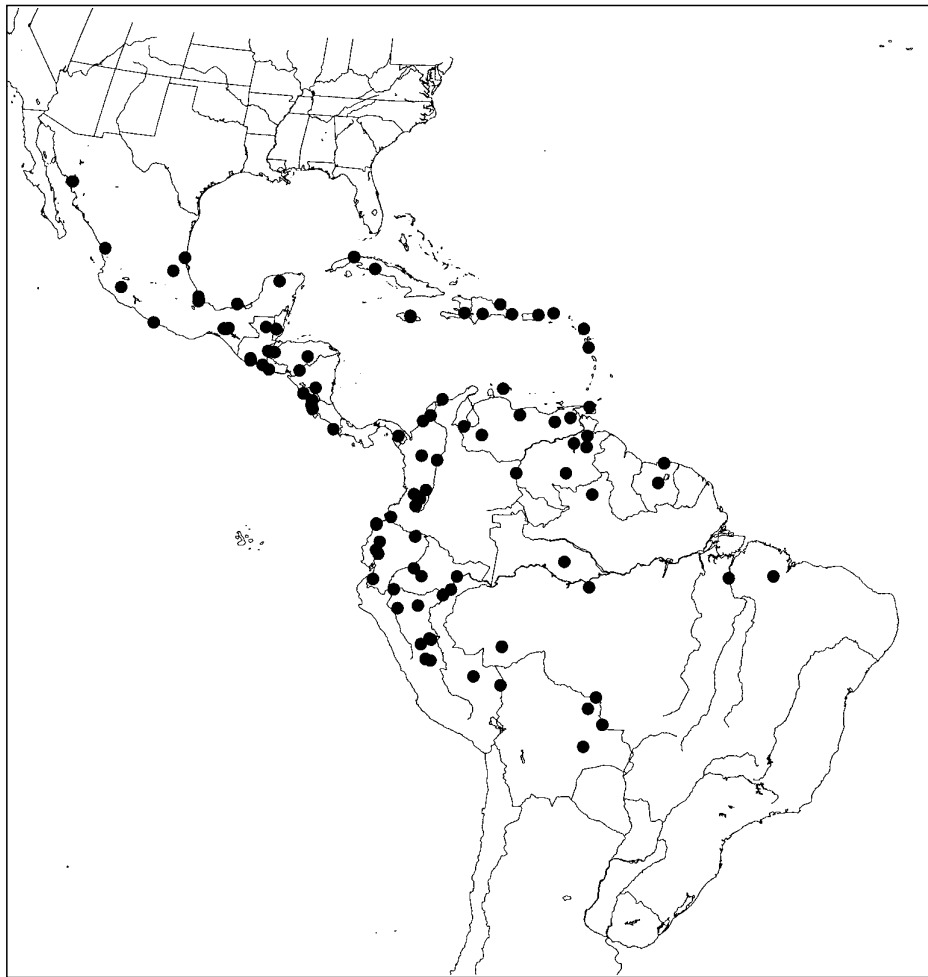


Fig. 6.—Distribution map of *Ceiba pentandra* (New World only).

cific taxa. Plants with 'typical' leaves, i.e. narrowly oblong to narrowly elliptical, with distinct petiolules c. 10 mm, which correspond to *Bombax cumanense* (represented by a sterile specimen in the *Humboldt & Bonpland* herbarium at P), and which occur in Venezuela, and the Caribbean (e.g. *Zanoni & al. 10817* from the Dominican Republic) look rather different from others with oblanceolate leaves which taper to short, 2-5 mm petiolules, and which correspond to *Bombax mompoxense* (again represented by a sterile *Humboldt & Bonpland* specimen at P) and characterised by, e.g. *Gentry & Rentería 24534* from the Chocó in Colombia.

And there are also striking differences in petal size and colour (white to distinctly pink), and the size and form of the staminal tube, and whether the free filaments are white or markedly pink. Two kinds of lower staminal tube are found: one has the tube around 6 mm and tapering to the level where the 5 free filaments arise. Examples occur in both S America and the Caribbean, e.g. *Little 9431* (Colombia) and *Bodim 8005* (Puerto Rico). The other has a much shorter tube, around 2-3 mm which terminates abruptly to give a truncate ledge from which the free filaments arise. This form is mainly restricted to S America, e.g. *Froes 1997* (Maranhão, Brazil) and *Krukoff 5646* (Acre, Brazil). However, some specimens, e.g. *Zanoni 10817* (Dominican Republic) and *Hermans 700* (Cuba) combine these features with a short truncate tube from which arises a short tapering tube which then gives rise to the 5 free stamens.

Given the general lack of specimens with both leaves and flowers, and the apparent absence of consistent geographical correlation with e.g. flower size and length of staminal tube, and also recognizing the long anthropomorphic interaction with this species, which has certainly influenced its distribution and possibly some morphological attributes, we prefer at this time to maintain a single variable species.

Ceiba pentandra is a species with nocturnal anthesis, copious nectar, and bat pollination. In the Manaus area of central Amazonian Brazil some four species of bats were ob-

served to visit this species (see GRIBEL & al., 1999). In this area, flowers also have diverse diurnal morning visitors (birds, monkeys) seeking residual nectar, but since the styles abscise by 10 am, it is the nocturnal pollinators which produce fruits. BAKER & HARRIS (1964) also reported bat pollination for *C. pentandra* in W Africa. The nocturnal anthesis, and the imposing height of the trees, means that most herbarium specimens consist of old flowers that have fallen to the ground.

Examined specimens

CENTRAL AMERICA

BELIZE. Rio Grande, 9-II-1934, W.A. Schipp 1235 (G, NY, S). 1 mile S of Belmapan, 27-VII-1970, D. Speltman & W. Newey 1899 (E).

COSTA RICA. Guanacaste, Paso Temisque, 8-VIII-1932, H.E. Stork 4011 (NY).

EL SALVADOR. La Libertad, coast road W of [illegible], 28-I-1959, P.H. Allen 7203 (LL).

GUATEMALA. Escuintla, 8 km E Sta. Lucía, 8-V-1975, Ellis & Dunn 1154 (NY). Gualan, along Motagua River, 8-I, B.L. Robinson 219 (NY). Jalapa, near Guastatori, 6-I-1908, W.A. Kellerman 7976 (NY). Peten, Uaxactum, 1-IV-1931, H. Bartlett 12432 (NY, S).

MEXICO. CHIAPAS: Alcala-Pugiltik, 20-II-1968, A.S. Ton 3754 (LL). Chiapilla-San Lucas, R. Laughlin 2858 (CAS). Terán, 4 km N of Juan Crispín, 17-XII-1972, D.E. Breedlove & R.F. Thorne 30388 (NY). 3 km E of Chiapa de Corzo, 8-I-1972, D.E. Breedlove 23574 (LL). 13-15 km S of Ocozocoautla, 4-I-1972, D.E. Breedlove & E. McClintock 23460 (CAS). GUERRERO: Acapulco de Juárez, X/III-1894/5, E. Palmer 603 (NY). JALISCO: Acaponeta, II-1895, F.H. Lamb 525 (NY). Tuxpan, 6-XI-1926, Y. Mexia 1068 (CAS, G, NY). SAN LUIS POTOSÍ: Tamazunchale, 28-VII-1937, M.T. Edwards 688 (TEX). SONORA: Esperanza, 21-I-1949, E. Matuda s.n. (CAS). Hermosilla, 4-III-1919, J.N. Rose 12372 (NY). TAMAULIPAS: Tampico, 1/31-I-1910, E. Palmer 103 (CAS). VERACRUZ: Jalapa, 9-III-1968, T.D. Pennington & J. Sarukhan 9527 (NY). Medellín-Los Robles, 22-II-1984, M. Nee & K. Taylor 29623 (NY). Veracruz-Nautla, 20-X-1967, T.D. Pennington & J. Sarukhan 9250 (NY). YUCATAN: Without precise locality, 1917-21, G. Gaumer 24207 (E, G).

PANAMA. "Plants of Panama" sin loc., 1892, S. Hayes s.n. (E).

CARIBBEAN ISLANDS

CUBA. Havana-Santiago de las Vegas, 8-III-1905, H.A. Herman 700 (NY). Manicaragua, near Soledad, A. Gonzales 501 (NY, S). Río San Juan, Sta. Clara, 24-III-1910, N.L. Britton, F.S. Earle & P. Wilson 5961 (NY). Sevilla Este, near Santiago, 31-VIII-1906, N. Taylor 134 (NY). Soledad, Cienfuegos, 1-II-1927, J.G. Jack 4782 (NY, S).

CURAÇAO. Groot St. Martha, 9-II-1955, M. Arnaldo 1966 (U).

DOMINICAN REPUBLIC. 15 km from La Romana, 5-II-1981, *T. Zanoni, M. Mejía & C. Ramírez 10817* (NY). Península Samaná, 20-III-1984, *T. Zanoni, J. Pimental & R. García 29306* (NY). Santo Domingo, Azua, 20-III-1913, *J.N. Rose, W.R. Fitch & P.G. Russell 4071* (NY).

HAITI. Dessalines, 14-III-1925, *E. Ekman s.n.* (S). Massif de la Sedlle, Petionville, V-1925, *E. Ekman 5421* (S). St. Marc, 30-III-1920, *E.C. Leonard s.n.* (NY).

JAMAICA. Moneague, 13-III-1850, *R.C. Alexander s.n.* (NY). St. Andrews parish near Cross Roads, 14-III-1969, *G. Proctor 29999* (U). St. Catherine parish, N Watermount, 17-III-1972, *G. Proctor 32859* (U). St. Elizabeth, 5-II-1961, *G.R. Proctor & W. Mullingo 21973* (NY).

LEEWARD ISLANDS. ANTIGUA. St. Mary's, 10-II-1913, *J.N. Rose, W.R. Fitch & P.G. Russell 3400* (NY). DOMINICA. Woodlands on N River watershed, 22-VI-1969, *W. H. Hodge 543* (NY). SAINT MARTIN. St. Martin island, 19-VIII-1908, *I. Boldingh 1751* (U). VIRGIN ISLANDS. Virgin Gorda, 22-VI-1969, *E.L. Little 23853* (NY).

PUERTO RICO. Coamo Springs, 7-II-1922, *N.L. Britton, E.G. Britton & M.E. Brown 5916* (NY). Coco Beach, 18°22'N, 65°48'W, 14-I-1988, *M. Boom 8005* (NY). Lajas, 20-II-1932, *N.L. Britton & E.G. Britton 9916* (NY).

SOUTH AMERICA

BOLIVIA. SANTA CRUZ: 3 km NW of Ascensión de Guarayos, 13-VII-1991, *M. Nee & G. Coimbra 41688* (NY).

BRAZIL. ACRE: Basin of Rio Purus, 9°21'S, 69°00'W, 25-VIII-1933, *B. Krukoff 5648* (F, MO, NY, S, U). MARANHÃO: Estrada Santarem-Cuibá BR165, km 190, 28-X-1975, *W. Rodrigues & D. Coelho 6365* (INPA). Rio Maracassumé, 20-XI-1932, *R. Froes 1997* (G, MO, S, U). PARÁ: Tucurí, Rio Tocantins, 9-XI-1980, *P. Lisboa & al. 1541* (NY). RORAIMA: Margens do Rio Uraricoeira, 22-V-1987, *B.W. Neddson & P.S. Mera 1556* (INPA).

COLOMBIA. ANTIOQUIA: Río León, *S.A. Cain 4* (COL). Río Cauca at Puerto Valdivia, 1942, *J. Cuatrecasas 30037 & R.D. Metcalf* (NY, MO). BOLÍVAR: Entre Juan Arias y Magangué, *R. Romero Castañeda 9830* (COL). Magangué, 18/19-I-1919, *F.W. Pennell 3942* (NY). CHOCÓ: 50 km E Quibdó, 20-I-1979, *A. Gentry & E. Rentería 24534* (MO). 8 km de Solano, Río Caqueta, *E.L. Little 9761* (COL). CUNDINAMARCA: 28 km NW Guadas, 5-III-1977, *A. Gentry & al. 18066* (COL, MO, NY). HUILA: Cordillera Oriental, 9-II-1945, *E.L. Littlejohn 9431* (COL, NY). El Gigante, *E. Pérez Arbeláez 2472* (COL). EL VALLE: Cali, *J. Cuatrecasas 15255* (COL). Piendamor-Popayán, 11-IV-1939, *A.H. Alston 7964* (NY). Río Cajambre, Costa de Pacífico, 5/15-V-1944, *J. Cuatrecasas 17598* (F). MAGDALENA: Gamarra, 26-XI-1926, *E.P. Killip & A.C. Smith 14726* (NY). Santa Marta, 1898-99, *H.H. Smith 1887* (E, MO, S). Valle de Magdalena, 1866, *S. Triana s.n.* (G). TOLIMA: El Boquerón, 14-VI-1966, *J.W. Walker 258* (NY).

ECUADOR. EL ORO: Hualtaco-Arenillas, *L.A. de Escobar 916* (TEX). Pinas-Sta. Rosa, 7-X-1979, *C. Dodson, A. Gentry & G. Shupp 8900* (MO). 15 km S of Piedras, 21-VI-1943, *E. Little 6676* (F). ESMERALDAS: Río Hoja Blanca con Río Hualpi, 14-IX-1957, *E.L. Little, & R.G. Dixon 21063* (NY). Timbre, 30-V-1955, *E. Asplund 1655* (S). LOS RÍOS: Pichilingue, 22-V-1943, *E. Little 6949* (F). Río Palenque, 7-X-1976, *C. Dodson & A.H. Gentry 6508*

(MO). MORONA: Santiago, *E. Little 691* (COL). PASTAZA: Napo-Pastaza, 4-IV-1956, *E. Asplund 20523* (S). TUNGURAHUA: Río Ulva below Baños, 10-III-1939, *C.W. Penland & R. Summers 9* (F).

PERU. HUANUCO: Tingo María, Huanuco-Pucallpa, 25-IX-1945, *J. Burgos 44* (F). LORETO: Andoas, 16-VIII-1980, *A. H. Gentry, R. Vasquez & N. Jaramillo 29846* (MO). PASCO: Villa Rica-Puerto Bermúdez, 4-III-1982, *A.H. Gentry & D. Smith 36070* (MO).

SURINAM. Brownsberg, 23-IX-1916, *M. Jansen-Jacobs 2426* (U). Coppername, 6-V-1950, *P. Van Royen 1050* (U). W of Paramarimbo, 22-XII-1948, *A.M. Mennenga 224* (U).

VENEZUELA. ANZOÁTEGUI: Along Río Maravilla, E of Bergantín, 23-III-1945, *J.A. Steyermark 61707* (F). ARAGUA: Parque Nacional de Henry Pittier, 8-II-1973, *T. Croat 21351* (MO, NY). BOLÍVAR: La Guaina, 1917, *H. Curran & M. Harman 987* (F, NY). 15 km SE of El Callao, *E. Little 157537* (MO). 30 km S of El Manteco, 8-VIII-1960, *J.A. Steyermark 86943* (NY). MÉRIDA: Border between estado Bolívar and Territorio Delta Amacuro, 80°14'N, 61°44'W, 8-IV-1967, *J. Bruija 1668* (F, G, MO, S). MONAGAS: E of La Omega, 24-IX-1955, *J. Wurdack & J.W. Monachino 39437* (NY). Río Amana, 6 km W of Sta. Bárbara, 2-IV-1945, *J.A. Steyermark 61774* (F).

II. *Ceiba* sect. *Campylanthera* (Schott & Endl.) K. Schum. in Mart. (ed.), Fl. Bras. 12(3): 207 (1886)

Campylanthera Schott & Endl., Melet. Bot.: 35 (1832)

Type: Lectotype, here designated, *C. samauma* (Mart. & Zucc.) K. Schum.

Pollen grains distinctly oblate with distinctly protruding equatorial caps and either pili/clavae or with striate muri. Staminal appendages usually absent, when present, not vascularized.

14. *Ceiba samauma* (Mart.) K. Schum. in Mart. (ed.), Fl. Bras. 12(3): 210 (1886)

Eriodendron samauma Mart., Nov. Gen. Sp. Pl. 1: 89, tab. 98 (1826)

Ind. loc.: "Habitat in sylvis primaevae densissimus udis sempiterno rore humentibus fluvios Japará, Madeira et Solimões"

Type: Brazil. Amazonas, Río Negro, ad margines Japuri, prope São João de Principe, *Martius 3048* (lectotype, here designated, M; isotypes, F-photo! MO-photo! NY-photo! P-photo!)

Ceiba burchelli K. Schum. in Mart. (ed.), Fl. Bras. 12(3): 211 (1886)



Fig. 7.—Distribution map of *Ceiba samauma*.

Ind. loc.: “Habitat in provincia Brasiliae Goyaz ad Porto Imperial.”

Type: Brazil, Goyaz, Porto Imperial, *Burchell* 8514 (lectotype, here designated, NY! F-photo!)

Trees 15 m or more, branches with broad-based spines but usually relatively few on trunk which may be buttressed at the base. Leaves 5 foliolate, petiole c. 50-95 mm long;

leaflets 33-120 × 28-55 mm, elliptical-ob lanceolate, apex acuminate, base cuneate, margin entire, glabrous, petiolule 5-7 mm long. Flowers axillary, borne singly or in fascicles, rather funnellform. Pedicel c. 15 mm long, stout. Calyx 43-67 × 17-25 mm, cylindrical-funnelform, with 5 conspicuous teeth up to 9 mm, glabrous externally, densely villous within. Petals 100-220 × 17-22 mm, oblong-spathulate, whitish but with dense

golden brown long sericeous-villous indumentum externally, internally uniformly short sericeous. Staminal tube basally 35-80 mm, dividing without the presence of staminodial appendages or swelling to give 5 filaments 45-90 mm, bearing short setae but appearing glabrous, with large, up to 18 mm orange, anfractuose anthers. Ovary subglobose, with a long slender style which is densely hairy as it emerges from the staminal tube, becoming glabrous distally, stigma shortly 5-lobed, borne at same level or somewhat above anthers. Fruit ellipsoidal-pyriform capsule 15-18 × 8 cm.

Flowering December-March(May). Humid and riverine forest. Extending from Bolivia and Peru to Amazonian Brazil (fig. 7).

Illustrations. LORENZI (1998: 44) (fig. 5).

This is a widely distributed and probably under collected species. Flowers have crepuscular anthesis and presumably bat pollinators.

Examined specimens

BOLIVIA. LA PAZ: Near Calisaya, basin of Río Bopi, 1-22-VII-1939, *B. Krukoff* 10067 (F, G, MO, S). SANTA CRUZ: Sta. Cruz, *Fries* 1349 (S). W side of Sta. Cruz (cult?), 29-I-1987, *M. Nee* 33868 (NY).

BRAZIL. AMAZONAS: Bom Futuro, Rio Solimões, 4-II-1937, *A. Ducke* 35401 (INPA, S, U). Near mouth of Rio Embira, *B. Krukoff* 4839 (F, G, MO, NY, S, U). MARANHÃO: Cocal Grande, 35 km NE Barrea do Corda, Rio Mearim, *G. Schatz & al.* 873 (NY). Fortuna, along Rio Itapecuru, 22-II-1983, *G. Schatz & al.* 724 (NY). MATO GROSSO: Corumbá, 15-VI-1994, *G.A. Damasceno & M. Bartolotto* 32168 (CPAP). Poconé, 12-II-1990, *A. Pott* 5502 (CPAP). 50 km N of Xavantina, 9-X-1964, *G. Prance & M. Silva* 59311 (NY, U). MATO GROSSO SUL: Fazenda Urubu, 26-XI-1993, *V.J. Pott* 2132 (CPAP, UEC). João do Couto, Chapada dos Veadeiros (cult?), 18-II-1894, *Lindman* 3521 (F). Poconé, 12-II-1990, *A. Pott* 5502 (CPAP). Ladário, prox. Transpantaneira, Fazenda Jofre, 12-VI-1979, *G. Prance & G. Schaller* 26169 (NY).

ECUADOR. NAPO: Añangu, near outlet to Río Napo, 30-VI/9-VII-1982, *SEF* 10027 (NY, WIS). Jatun Sacha, 3-VIII-1985, *D. Neill* (MO). Yasuni, 15-I-1994, *M. Aulestia & I. Ima* 1568 (MO).

PERU. CUZCO: Convención, Quiteni, 6-I-1976, *R. Alfaro* 3390 (MO); ibidem, Rosario Mayo, 24-I-1969, *R. Alfaro* 351 (MO). HUÁNUCO: Tingo Maria, Leoncio Prado, 24-IV-1962, *A. Gutiérrez* 36 (F, G, NYB, WIS). Tournavista, 28-XII-1962, *R. Lao* 43 (F, G, NY, WIS). JUNÍN: La Merced, 10-24-VIII-1923, *J. MacBride* 5481 (F). Yaupe, *Woytkowski* 6403 (K). LORETO: Iquitos, May-

nas, Río Tahuayo, 11-I-1962, *V. Arostegui* 22 (F, G, WIS). Iquitos-Nauta km 60, *J. Ruiz* 1182 (K). Mishuyacu, near Iquitos, II/III-1930, *G. Klug* 949 (F, NY). Nauta, *R. Vasquez & N. Jaramillo* 8613 (WIS). Nueva Esperanza, Río Itaya, 17-XII-1976, *J. Revilla* 36 (F, MO). Puerto Almendras, Río Nanay, 2-XII-1977, *A. Gentry & al.* 21043 (F, MO). Quebrada Sasa, 20-VII-1974, *R. Kayap* 1236 (MO). Requena, Jenaro Herrera, 5-II-2001, *T.D. Pennington, A. Daza & E. López* 17121 (K). Río Itaya, above Iquitos, 14-VIII-1972, *J. Croat* 19167 (MO). MADRE DE DIOS: Cusco Amazónica, 6-XI-1991, *M. Timaná & N. Jaramillo* 3027 (MO). Manu Parque Nacional, Cocha Cashu Station, *R. Foster & B. d'Achille* 12068 (K). PASCO: Cerro de Pasco, Palcaju Valley, *G. Hartshorn, J. Quijano & A. Sebastián* 2884 (WIS). SAN MARTÍN: Juanjui, Alto Río Huallaga, II-1936, *G. Klug* 4244 (F, K, MO, S, U). Mariscal Cáceres, NE of Tocache, 6-V-1975, *J. Schunke* 8402 (F, MO). Nuevo Progreso, Uchiza, 25-VI-1969, *J. Schunke* 3238 (F, G). UCAYALI: Coronel Pottillo, Bosque Nacional Von Humboldt, Pucallpa-Tingo María road, 13-XII-1979, *N. Begozo* 64 (MO). Nueva Requena, *J. Díaz* 395 (K). Pucallpa, S of Puerto Alegre, 28-VII-1962, *M. Mathias & D. Taylor* 6051 (F). Pucallpa-Tingo María, 21-I-2001, *T.D. Pennington, A. Díaz & E. Ceijas* 17055 (K).

15. *Ceiba schottii* Britten & Baker f., *J. Bot.* 34: 173 (1896)

Ind. loc.: "Hab. Merida, Yucatan, *Schott*"

Type: Mexico. Yucatán, Mérida, *Schott s.n.* (lectotype, here designated, BM!)

Trees c. 8 m with aculeate trunk and branches, spines on younger branches c. 0.5 mm, black, only slightly curved. Leaves 3-7 foliolate, petiole c. 60 mm long; leaflets 50-100 × 19-30 mm, entire, coriaceous, oblanceolate to elliptical, acute, with a small mucron, glabrous, with petiolules 6-10 mm long. Flowers axillary, borne singly or in fascicles. Pedicels 4 mm long or less, stout. Calyx 25-40 × 8-10 mm, rather cylindrical (c. 3× longer than broad), glabrous. Petals 170-190 × c. 15 mm, narrowly oblong, white, densely short hispid-hairy externally, scabrous-glabrous internally. Staminal tube 80-100 mm, long and slender, bearing white silky hairs which are prominent in fresh flowers but less evident in dried material, with no appendages and scarcely inflated below division into 5, c. 70 mm filaments, which bear versatile, non-anfractuose anthers. Ovary pyriform with slender glabrous, style bearing globose stigma at about same level as anthers. Fruit elongate to ellipsoidal capsule c. 10 × 5 cm.

Flowering (June) August-February. Dry woodlands. SW Mexico, Guatemala (fig. 8).

Illustrations. Fig. 9.

A striking species with distinctive entire, mucronate leaflets and cylindrical calyx. Again crepuscular or nocturnal anthesis is likely, and since the petals are held erect, rather than reflexed as in *C. aesculifolia*, perhaps sphingids are the pollinators.

Examined specimens

GUATEMALA. DOS LAGUNAS: Ixcancio trail, 29-X-1960, *E. Contreras s.n.* (LL, TEX, S). PROGRESO: Jalapa, El Rancho, 6-I-1906, *W.A. Kellerman 5661* (LL, TEX). 3 km E El Rancho, 2-II-1993, *C.E. Hughes 1756* (K, OXF). PETEN: La Libertad, 2-VI-1933, *C. Lundell 3569* (S); ibidem, 10-VIII-1934, *M. Aguilar 266* (SD). Tikal, 8-IX-1960, *E. Contreras 1492* (LL).

MEXICO. CAMPECHE: Calakmul, Ejido Narciso Mendoza, 18°14'N, 89°27'W, 25-VIII-1997, *D. Álvarez M. 327* (MBM). Xpujil, 26-II-1973, *J.D. Shepherd s.n.* (WIS). CHIAPAS: 5 km E Berriozábal, Highway 190, 11-X-1971, *D.E. Breedlove 2039* (CAS). QUINTANA ROO: Carrillo Puerto-Vigía, 12-X-1984, *R. Durán & I. Olmstead s.n.* (NY). Othon P. Blanco, 20 km W Majhual, 29-VIII-1983, *R. Durán & I. Olmstead 444* (NY). 3 km N Xeloh, 11-X-1980, *O. Téllez & L. Rico 3545* (NY). YU-

CATÁN: Chichansanal (?), *G.F. Gaumer 1921* (F, NY). Izamal, *G.F. Gaumer 694* (CAS, G, S, WIS). Piste, V-VIII-1938, *C.L. & A.A. Lundell 7539* (LL, DS). San Pedro, VI-1916, *G.F. Gaumer 23368* (G, NY).

16. *Ceiba aesculifolia* (Kunth) Britten & Baker, *J. Bot.* 34: 175 (1896)

Bombax aesculifolium Kunth in Humb., *Bonpl. & Kunth, Nov. Gen. Sp.* 5: 298 (1822)

Eriodendron aesculifolium (Kunth) DC., *Prodr.*: 479 (1824)

Bombax axillare Moç. & Sessé ex DC., *Prodr.*: 479 (1824), nom. nud.

Ind. loc.: "Crescit prope Campeche, ad litus Nova Hispaniae"

Type: Mexico. Campeche, *Humboldt & Bonpland s.n.* (lectotype, here designated, P!)

Tree 8-10 m with aculeate trunk. Leaves 5-7 foliolate, petiole 20-120 mm long; leaflets 30-100 × 18-40 mm, elliptical to narrowly oblanceolate or obovate, apex acuminate, margin denticulate to serrate, glabrescent or uniformly finely hairy with stellate and simple hairs, or hairs restricted to nerves, petiole 3-12 mm long. Flowers usually borne

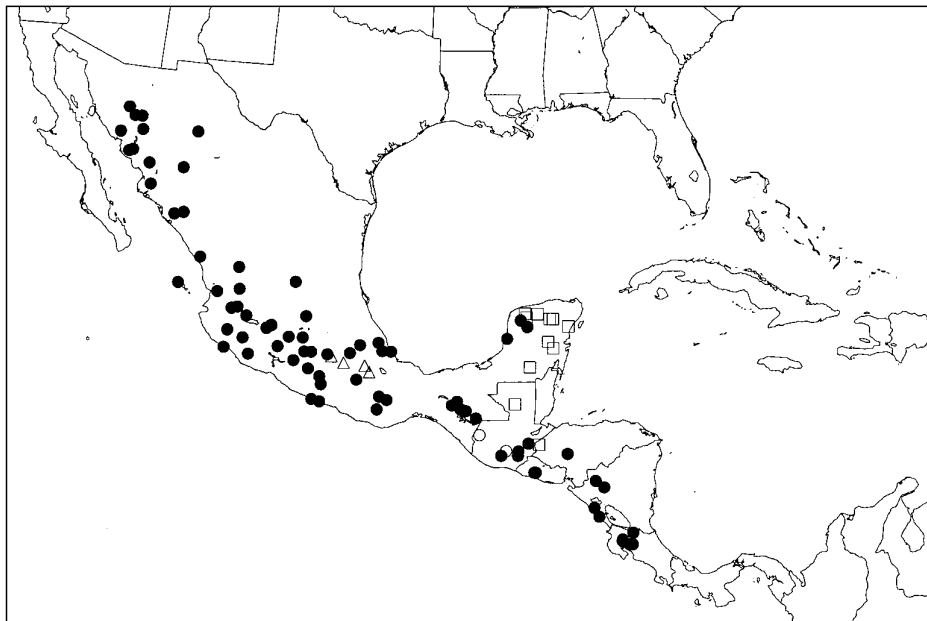


Fig. 8.—Distribution map of ● *Ceiba aesculifolia*, □ *C. schottii* and △ *C. soluta*.

singly, petals markedly reflexed. Pedicels 10-20 mm long, stout. Calyx 17-45 × 15-30 mm, funnellform to broadly campanulate, 4-5 lobed, glabrous or with fine hairs. Petals 100-130 × 14-25 mm, narrowly oblong, obovate or somewhat acute, sericeous to coarsely villous externally, glabrous within, white tinged green in colour but hairs may have a tan colour. Lower staminal tube 15-25 mm, hairy, with 5 densely hairy scale-like appendages, giving rise to 5 free filaments which stand erect between the 5 reflexed petals, anthers markedly anfractuose. Fruit ellipsoidal to pyriform capsule, c. 15 × 8 cm.

Flowering March to July (see comments below). Dry hillsides, semi-deciduous woodland. Northern Mexico southwards to Central America (fig. 8).

As recognized here, *C. aesculifolia* is a very variable species which is widely distributed from Campeche to Sonora in Mexico, and Central America. There is wide variation in e.g. calyx size, length of the stamens in comparison with the petals, pubescence, and even flowering time (most examples seen flower between March to July but some August to January flowering specimens have been seen) and one would anticipate that some of the numerous species names which have been published for this group (see synonymy below) may comprise valid taxa. There are certainly striking differences in petal size and shape (particularly whether the apex is rounded or acute), and degree of exertion of the stamens, and also pubescence (used to delimit *C. tomentosa* but note that e.g. *Hinton 13878* has young leaves with simple and stellate hairs, but older leaves only with sparse hairs on the midrib). However, we have been unable to correlate any character differences consistently with distribution patterns.

Again the fact that *C. aesculifolia* usually flowers in a leafless state, with nocturnal anthesis (*Bullock 1583* comments anthesis at 20.15 h) and bat pollination (BAKER & al., 1971), means that most flowers are collected the following day as they are wilting. As a consequence, the quality of some of the

herbarium material available is of limited value. This is a group where field studies, or the collection of carefully annotated leaf and flowering specimens, with photographs, may yet reveal variation within *C. aesculifolia* s.l. which merits recognition at species level.

1. Leaflets 30-100 × 18-40 mm, acuminate **a. subsp. aesculifolia**
- Leaflets 20-40 × 13-18 mm, obscurely mucronate **b. subsp. parvifolia**

a. subsp. aesculifolia

Eriodendron acuminatum S. Watson, Proc. Amer. Acad. Arts 21: 418 (1886); *Ceiba acuminata* (S. Watson) Rose, Contr. U.S. Natl. Herb. 8: 320 (1905)

Ind. loc.: “Hacienda San Miguel (F). Perhaps the same that was collected by Moçino & Sessé (Icon t. 94), referred by De Candolle to *Eriodendron aesculifolium* a species from the coast of Campeche”

Type: Mexico. Chihuahua, Hacienda San Miguel, 1885, *E. Palmer s.n.* (lectotype, here designated, US!)

Eriodendron tomentosum B.L. Rob., Proc. Amer. Acad. Arts 29: 314 (1894); *Ceiba tomentosa* (B.L. Rob.) Britten & Baker f., J. Bot. 34: 175 (1896)

Ind. loc.: “Collected on a barranca near Guadalajara, June 1892 (no. 5300)”

Type: Mexico. Jalisco, near Guadalajara, VI-1892, *Pringle 5300* (no original material located)

Ceiba grandiflora Rose, Contr. U.S. Natl. Herb. 1: 308 (1895); *Eriodendron grandiflorum* (Rose) Conz., Gen. Veg. Mexic.: 125 (1903)

Ind. loc.: “In rich valleys and in the mountains about Manzanillo, December 1-31, 1890, Rose 1050”

Type: Mexico. Colima. Around Manzanillo, 1/31-XII-1890, *Palmer 1050* (lectotype, here designated, US-digital image!)

Ceiba pallida Rose, Contr. U.S. Natl. Herb. 8: 320 (1905)

Ind. loc.: “Collected by J.N. Rose and Walter Hough near Cuernavaca, May 27 to 30, 1899 (no. 4337 type) and by C.G. Pringle from the same tree, May 31 1899 (no. 8212)”

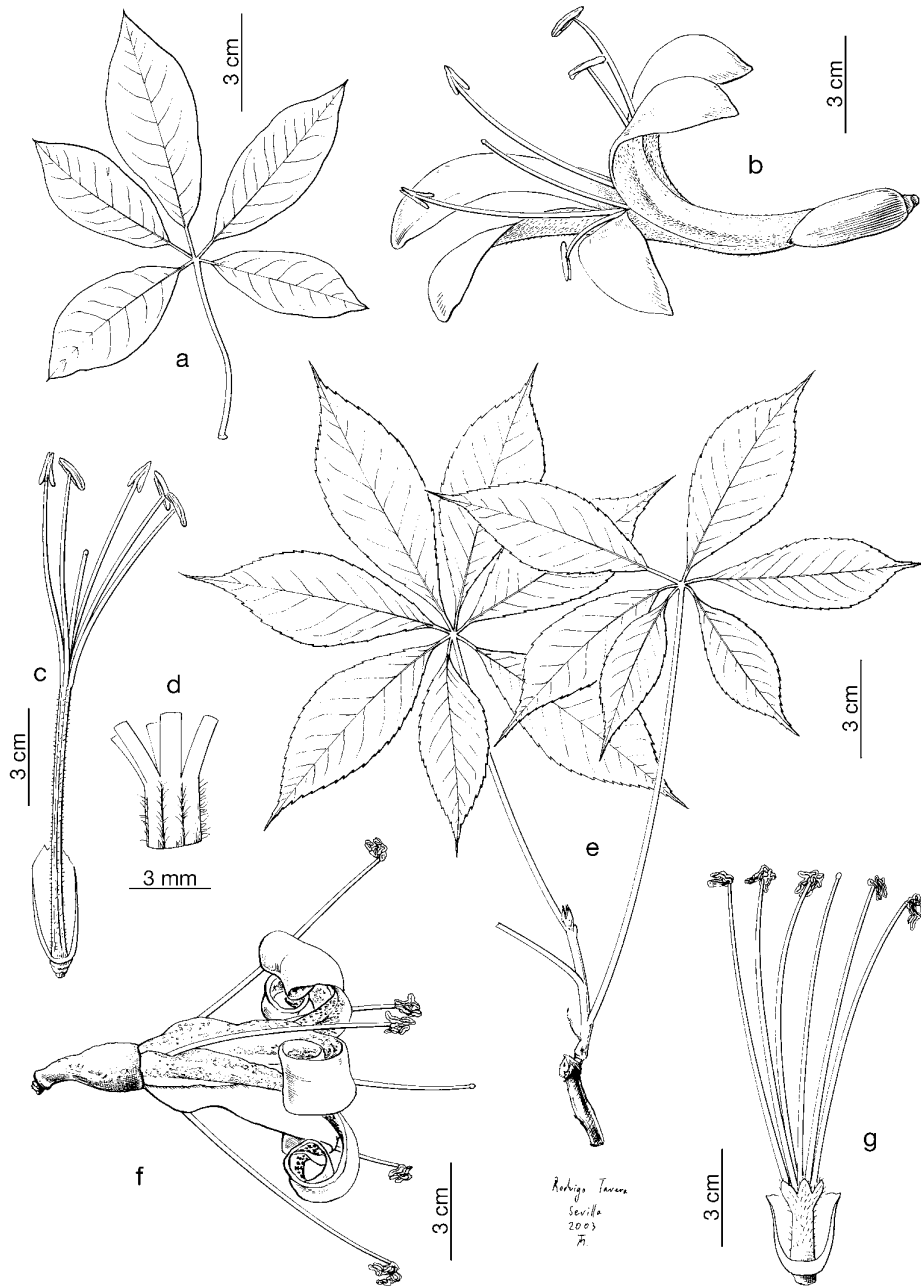


Fig. 9.—*Ceiba schottii* (Gaumer, *Plantae Yucatanae* 694, E): a) leaf; b) flower at anthesis; c) androecium; d) detail of terminal part of staminal tube. *C. aesculifolia* (Pringle, *Plantae Mexicanae* s.n., E): e) branch with leaves; f) flower at anthesis; g) androecium.

Type: Mexico. Morelos, Near Cuernavaca, 27/30-V-1899, *Rose & Hough 4337* (holotype, US!)

Leaflets 30-100 × 18-40 mm, acuminate elliptical to narrowly oblanceolate, with denticulate to serrate margin and acute apex, usually glabrous or with sparse simple or stellate hairs.

Flowering March to July [but occasional specimens from diverse localities, e.g. Puebla (*Dunn & Dunn 18741*), Michoacan (*Iltis & Doebley 45*) flowering September to January). Dry valleys and hillsides. Widespread in Mexico and extending southwards to Belize and Guatemala.

Illustrations. Fig. 9.

Although *Pringle 5300*, the type of *E. tomentosum*, has not been located, it is likely to be similar to other collections from this locality, e.g. *Pringle 4733* and *Pringle 9685*, both of which we refer to *C. aesculifolia*. *Eriodendron acuminatum* was described from a fruiting specimen, and flowering characters were derived from Sessé & Moçño, icon 94 (cf. *White & al.*, 1998). *Rose* (1905), on making the transfer as *Ceiba acuminata* commented: "Type locality: Hacienda San Miguel, Chihuahua, collected by Dr. E. Palmer. This species known only from the type collection and has never been collected in flower. It must be near *C. tomentosum* and with this material in hand it is difficult to separate them. The flowers may well show good specific differences".

Rose (1905) also noted that *Pringle 8212* was collected from the same tree as *Rose & Hough 4337*, the type of *Ceiba pallida*.

Examined specimens

BELIZE. COMAYAGUA: Agua Salada, 18-IV-1951, *P.H. Allen 6228* (CAS, F).

COSTA RICA. Finca La Pacífica, 2 miles N of Las Cañas, 8-VI-1971, *A. Gentry 861* (LL). PUNTARENAS: Near junction Río Guacimal and R. San Luis, 11-XII-1989, *D. & H.H. Iltis & W. Haber 30342* (WIS).

EL SALVADOR. Hacienda El Ángel, X-1923, *S. Calderón 1888* (NY).

GUATEMALA. JALAPA: El Rancho, 5-I-1908, *W.A. Kellerman 4862* (NY). Zacapa, 22-I-1905, *B.L. Robinson 163* (NY).

MEXICO. CHIAPAS: Berriozábal, 11-X-1971, *D.E. Breedlove 20392* (DS). Highway 190, Terán, 4-I-1972, *D.E. Breedlove & E. McClintock 23455* (DS). 3 km N Ocozacoautla de Espinosa, 19-XI-1972, *D.E. Breedlove & R.L. Dressler 29686* (DS). 6 km SE Acala-Venustiano Carranza, 26-II-1966, *R. Laughlin 328* (DS). CHIHUAHUA: Barranco de Cobre, 5-IV-1940, *I. Knochloch 7032* (US). Santa Rosa, 30-V-1960, *T.R. Pennington 266* (TEX). COLIMA: Manzanillo, 26-XI-1925, *R. Ferris 6087* (DS). DURANGO: 8 km W Remedios, 15-IV-1943, *H.S. Gentry 6821* (NY). GUERRERO: Alcapuco-San Marcus, *J.S. Miller & P. Tenorio 546* (WIS). 2 mls E of Acapulco, 9-I-1944, *F.A. Barkley 14088* (TEX). 48 km N Chilpancingo, *D.J. Macqueen & al. 429* (K, OXF). JALISCO: Barranco de Guadalajara, 18-VII-1902, *C.G. Pringle 9685* (LL, TEX). Bolaños, 10-19-IX-1897, *J.N. Rose 2934* (US). Etzatlán, 2-X-1903, *J.W. Rose & J.H. Painter 7539* (NY). Guadalajara, 9-VII-1899, *J.N. Rose & W. Hough 4812* (NY, US); *ibidem*, 4-VIII-1990, *M. Cázaro, J.J. Guerrero & S. Carvajal 6273* (WIS). Guadalajara-Bolaños, 22-IX-1897, *J.N. Rose 3096* (US). La Huerta, *S.H. Bullock* (K). Near Guadalajara, 3-V/10-VII-1894, *C.G. Pringle 4733* (E, G, NYB, W). Near Tequila, 5-VI/VII-1899, *J.N. Rose & W. Hough 4742* (US). 8 km N El Grullo, 16-VIII-1990, *L. Hernández & A. Vázquez 50* (WIS). 10 km W Zamora, *F.A. Barkley, J. Paxson & C. Rowell 7668* (TEX). MICHOACÁN: Coalcoman de Matamoros, 7-IV-1939, *G. Hinton 13878* (LL). Morelia, 18-XI-1910, *G. Arsène 5273* (G). Tecpan, 11-I-1899, *E. Langlassé 739bis* (P). 2 ml N Río Tuxan, 13-VII-1940, *C.L. Hitchcock & L.R. Stanford 7137* (DS). 10 km W of Tuxpan, 15-IX-1977, *H.H. Iltis & J.F. Doebley 45* (WIS). MORELOS: Cuernavaca, 31-V-1899, *C.G. Pringle 8212* (E, NY, P, W). NAYARIT: 4 ml San Blas-Tepic, 15-X-1925, *R.S. Ferris 5535* (DS). Near Ixtlán, 23-IX-1926, *Y. Mexia 728* (CAS, DS, G, NY). OAXACA: Hacienda Guadalupe, 11-III-1937, *C. Conzatti 5252* (NY). 20 km NW of Miahuatlan, *S.L. Solheim & B.F. Berg 1185* (WIS). PUEBLA: Huajuapán de León to Izúcar de Matamoros, 2-II-1970, *C. & W.R. Anderson 5652* (DS). Near Querétaro, 20/23-VIII-1906, *J.N. & J.S. Rose 11158* (NY). Tlacuilotepec, VII-1909, *C.A. Purpus 4009* (NY). 2 km E of Zapotitlán, *A. Salinas & al. F3749* (WIS). QUERÉTARO: El Batán, 23-VI-1978, *Argüelles 1093* (CAS). SINALOA: Culiacán, 8-XI-1990, *F.S. Brandegee s.n.* (DS, US). La Calera, San Ignacio, 31-V-1919, *M. Narvael Montes & A.E. Salazar 854* (US). Labradas, 19-IX-1925, *R.S. Ferris & Y. Mexia 5172* (CAS, DS). Near Coloma, Sierra Madre, 16-VII-1897, *J.N. Rose 1705* (NY). Quebrado de Mansana, 10/14-IX-1941, *H.S. Gentry 6578* (DS, NY, US). Rosario, 14-IV-1910, *J.N. Rose, P.C. Standley & P.G. Russell 14541* (US). San Blas, 29-III-1910, *J.N. Rose, P.C. Standley & P.G. Russell 13629* (US). San Ignacio, 31-V-1919, *A.E. Salazar 854* (US). Tepic, *J.G. Ortega 4908* (K, NY, US). SONORA: Los Durazillos, 18-V-1892, *T.S. Brandegee s.n.* (DS). Near Navajoa, 1933, *J. Manson s.n.* (DS). Onavas, 14-VII-1969, *C.W. Pennington 322* (TEX). San Bernardo, 27-VI-1935, *H.S. Gentry 1451* (US, WIS). 9 mls N of Ures, 20-IX-1934, *I. Wiggins 7341* (DS). 10 mls NE of Mátape-Batuc, 9-IX-1941, *I. Wiggins & R.C. Rollins 449* (DS, NY, US). 10 mls N of Alamos, 19-VI-1964, *J. Henrickson 1600* (E). 19 miles SE Alamos, 31-VII-1969, *J.R. Mason,*

C.T. Jones & P. Shaw 2929 (CAS). 10 mls E of Moctezuma, 3-VI-1971, *H.S. Gentry & Argüelles 22934* (US). TRES MARIAS ISLANDS: María Madre, 25-X-1925, *R.S. Ferris 6260* (DS). VERACRUZ: Pachuchilla, 24-IV-1971, *F. Ventura 3493* (DS). Remulatero, IV-1922, *C.A. Purpus 8770* (NY). Rinconada, 1894, *C.L. Smith 1567* (NYB). 6 km ESE of San Antonio Paso del Toro, 14-I-1984, *M. Nee & K. Taylor 28815* (F, K). YUCATÁN: Suitun, V-1916, *G.F. Gaumer 23312* (G). S of Kankabronot, V-1917, *G.F. Gaumer 23879* (G). ZACATECAS: San Juan Capistrano-Huejuquilla, 23-VIII-1897, *J.N. Rose 2494* (NY).

b. subsp. *parvifolia* (Rose) P.E. Gibbs & Semir, **comb. & stat. nov.**

Ceiba parvifolia Rose, Contr. U.S. Natl. Herb. 8: 320 (1905)

Ind. loc.: "Collected by the writer on the dry hills near the little town of Matamoros, Puebla"

Type: Mexico. Puebla, Matamoros, 26-VI-1899, *Rose & W. Hough, 4701* (lectotype, here designated, US!) A sterile specimen.

Leaves 5-7 foliolate. Petioles 25-35 mm, petiolules, leaflets 20-40 × 13-18 mm, broadly elliptical to obovate, apex obscurely mucronate, with sparse stellate hairs to glabrescent.

Flowering December-January? Dry valleys. Mexico, apparently restricted to states of Morelos, Puebla and Oaxaca within the general distribution of the larger leaved form.

Many specimens of *C. aesculifolia* are leafless, and it is not possible to distinguish between the two subspecies on flower alone. The following specimens of *C. parvifolia* all bear leaves.

Examined specimens

MEXICO. MORELOS: Near Yautepec, 27-VIII-1903, *J.W. Rose & J. Painter 6564* (US). OAXACA: Lower Tehuacan Valley-2 km S of San Juan de los Cues (18°03'N, 97°04'W), 17-XI-1993, *C.E. Hughes 1806* (E, FHO, K, MEXU, NY). Tomellin Cañón, 23-VI-1899, *J.W. Rose & W. Hough 4670* (US). 3 km ENE of Teotilán, 16-IX-1977, *M. Sousa 8077* (CAS, SD). PUEBLA: Near Chila de las Flores, 42 km WNW Huajapan (17°57'N, 97°52'W), 19-XI-1993, *C.E. Hughes 1814* (E, F, K). Near Coxcatlan, VII-1961, *C.E. Smith, F. Peterseu & N. Tejeda 3639* (G). Near Tehuacán, IX-1906, *J.N. & J.S. Rose, 11407* (US). 6 km SSW of Axusco, 4-X-1986, *A. Salinas & P. Solís F3582* (WIS).

The following specimens have flowers and no leaves, but since they are from Oaxaca and Puebla, and in flower in December to January, they may be examples of subsp. *parvifolia*.

OAXACA: Between Oaxaca and Tehuantepec, 20-XII-1875, *A.A. Reznicek & D.R. Gregory 307* (NY). Near Pueblo Nuevo, 3-I-1945, *E.J. Alexander 245* (NY). 49 miles SE of Oaxaca along road to Tehuantepec, 23-I-1964, *R.J. Barr 64.63 & C.T. Mason 2367* (DS). 4 km N of Tecomavaca, 17°43'N, 97°01'W, 5-XII-1987, *A. Campos 682* (MBM). PUEBLA: 5 ml W of Matamoros, 3-I-1972, *D. & D.B. Dunn 18741* (NY).

17. *Ceiba soluta* (Donn. Sm.) Ravenna, *Onira* 3: 47 (1998)

Chorisia soluta Donn. Sm., Bot. Gaz. 16: 1 (1891)

Ind. loc.: "Shores of Lake Amatitlan, Dept. Amatitlan, alt. 3,900 feet, Feb., 1890, J.D.S."

Type: Guatemala. Amatitlan, shores of Lake Amatitlan, II-1890, *Donnell Smith s.n.* (lectotype, here designated, BM!; isolectotype, K!)

Tall trees with aculeate trunk and flattish, spreading crown. Leaves described as digitate, but not seen by us. Pedicel very stout, 10 mm long. Calyx also very robust, c. 30 × 30 mm, orange-brown hairy without, very densely villous pubescent within. Petals c. 140 × 35 mm, spatulate, with a white inner surface, and golden brown hairy externally, reflexed and curling back. Staminal tube c. 20 mm, with a corona of five, bifid, densely hairy scales, with (10)15 slender, free filaments, c. 105 mm, each bearing a c. 7 mm anfractuose montheate anther. Ovary c. 8 mm, pyriform, with a long, slender style which exceeds the level of the anthers by 10 mm or so, but the form of the stigma unknown. Fruit not seen.

Flowering February. Dry woodland. Apparently endemic to Guatemala (fig. 8).

Until the recent collection by *Hughes & al. 1690*, this remarkable species was only known from the type collection which consists of fallen flowers. The description above is derived partly from that of Donnell Smith, but floral details are mostly from the Hughes specimen. These latter flowers, although evidently larger than the Donnell Smith collection, agree in most respects with type description except in one intriguing detail: the original description for this species refers to

10-12 filiform staminal filaments, and Donnell Smith further emphasises this point in his additional comments, noting that freshly fallen flowers were the only ones accessible, and that the staminal column “partite to the annulus into double the number of branches is exceptional for the genus”. The type specimen at BM and a duplicate collection at K both have floral fragments with 10 staminal filaments, whereas both flowers of the *Hughes & al.* 1690 collection seen by us have 15 filaments.

Given the close resemblance of the type specimens of *Chorisia soluta* to the very variable *C. aesculifolia*, which also extends to Guatemala, and given the fact that *C. aesculifolia* also has some very large flowered specimens with a robust calyx, we were initially inclined to treat the type specimen of *C. soluta* simply as an odd double-filamented variant of *C. aesculifolia*, especially since it was based on a single tree. This was also the interpretation of STANDLEY & STEYERMARK (1949) who treated *Chorisia soluta* as a synonym of *Ceiba aesculifolia*. However, the *Hughes & al.* 1690 collection shows that other specimens occur with a similarly multi-filamented androecium comparable to the Donnell-Smith collection, although the number of free filaments seems to rather variable. In these circumstances, despite its evident affinity with *C. aesculifolia*, we maintain *Ceiba soluta* as a species.

Examined specimens

GUATEMALA. HUEHUETENANGO: Close to track running WSW from Colotenango and Ixtahuacan towards the small village of San Miguel, 15°24'N, 91°50'W, 28-II-1992, *C. Hughes 1690*, *S. Harris & R. Atkinson* (E, FHO, K).

EXCLUDED OR DOUBTFUL NAMES

- Ceiba** sect. **Eriodendron** K. Schum. in Engl. & Prantl (eds.), Nat. Pflanzenfam. 3(6): 63 (1890). *Type: Ceiba rivieri* (Decne.) K. Schum.
- Ceiba allenii** Woodson, Ann. Missouri Bot. Gard. 29: 359 (1942) *Spirotheca allenii* (Woodson) Cuatrec., Revista Acad. Colomb. Ci. Exact. 9: 167 (1954)

Ceiba caribaea (DC.) A. Chev., Rev. Int. Bot. Appl. Agric. Trop. 17: 266 (1937) [*Eriodendron anfractuosum* var. *caribaeum* DC.] = *Ceiba pentandra* according to BAKHUIZEN VAN DEN BRINK (1924) and BAKER (1965)

Ceiba casearia Medik., Malvenfam.: 16 (1787) = *Eriodendron orientale* Kurz, which according to BAKER (1965) is *Ceiba pentandra*

Ceiba guineensis (Thonn.) A. Chev., Rev. Int. Bot. Appl. Agric. Trop. 17: 261 (1937) [*Bombax guineense* Thonn.] is *Ceiba pentandra* according to ROBYS (1963) and BAKER (1965)

Ceiba jasminiflora (A. St. Hil.) K. Schum. in Engl. & Prantl (eds.), Nat. Pflanzenfam. 3(6): 63 (1890). Presumably an orthographic error for *C. jasminodora* (A. St. Hil.) K. Schum.

Ceiba microphylla K. Schum. in Mart. (ed.), Fl. Bras. 12(3): 213 (1886). Based on a flowerless specimen. Leaf morphology similar to *Spirotheca rivieri* (K. Schum.) Ulbr., but the reference to “yellow kapok” may indicate *Eriotheca candolleana* (K. Schum.) Robyns

Ceiba mythica Ravenna, Onira 3(15): 47 (1998)

Ind. loc.: “On hilly areas of the Piura department, Peru, e.g. on the way to Huancabamba 240–2600 m”

Type: Peru. Piura, in montanibus ad viam Huancabamba, III-1979, *Ravenna 2507* (holotype, herb. Ravenna)

Described briefly and rather cryptically from a single specimen as: “Arbor 6-10 m, saepe varie contorta. Truncus distincte ventricosus, inermis, olivaceus vel opace viridis, 1-1.5 m crassus. Rami ample patentes, aculeis conicis 10-20 mm longis, armati. Flores albi. Capsulae et semina ut in *C. speciosa*”. RAVENNA (1998) further commented: “Trees of this species display rather strange forms, resembling fantastic figures. The short description was taken from the writer’s field notes. Poorness of the type specimen do not help as to its completion. However, the tree habit is so unusual that the species cannot be mistaken for any other”.

There is obviously insufficient data here to determine whether this description is indeed a new taxon of *Ceiba*. Some comment as to whether the staminal tube is entire or with five free filaments would have been helpful. We have not seen the apparently fragmentary type specimen. Pending further collections, we assume, from the locality and description of white flowers, that this material represents rather malformed trees of *C. insignis*, which also occurs in Piura.

Ceiba phaeosantha K. Schum. in Mart. (ed.), Fl. Bras. 12(3): 214 (1886). Schumann commented "species mihi non visi" and based this species on *Eriodendron phaeosantha* Decne., J. Soc. Hort. Paris 4: 90-94 (1870), described from a tree cultivated in Algeria. Description indicates this may be *Ceiba samauma*

Ceiba rivieri (Decne.) K. Schum. in Mart. (ed.), Fl. Bras. 12(3): 212 (1886) [*Eriodendron rivieri* Decne., Fl. Serres Jard. Eur. ser. 2, 12: 167 (1877)]. Based on a tree cultivated in Algeria [*Spirotheca rivieri* (Decne.) Ulbr., Notizbl. Königl. Bot. Gart. Berlin 6: 162 (1914)]

Ceiba rosea (Seem.) K. Schum. in Engl. & Prantl Nat. Pflanzenfam. 3(6): 63 (1890) [*Chorisia rosea* Seem., Bot. Voy. Herald: 84 (1853)]. To be transferred to the genus *Spirotheca*.

Ceiba salmonea (Ulbr.) Bakh., Bull. Jard. Bot. Buitenzorg ser. 3, 6: 198 (1924) [*Spirotheca salmonea* Ulbr., Notizbl. Bot. Gart. Berlin 6: 160 (1914)]

Ceiba thonningii A. Chev., Rev. Int. Bot. Appl. Agric. Trop. 17: 249 (1937) = *Ceiba pentandra* according to BAKER (1965)

Chorisia josephinae Bertoni, Anales Ci. Parag. ser. 2, 2: 139 (1918) According to BERNARDI (1984) = *Ceiba chodatii*

ACKNOWLEDGEMENTS

We thank the Directors and Curators who have loaned specimens or permitted visits to their herbaria. The first author is especially grateful to the curators of F, MO and NY for showing endless patience and courtesy with loans retained over far too many years. Our late dear friend and colleague

Neusa Diniz da Cruz was involved in early cytological and reproductive biology studies with *Chorisia-Ceiba* species. Neusa always avoided the taxonomic part, but she understood the taxonomic process and her common sense opinions from the sidelines were much missed as this work progressed. The late Al Gentry provided photographs and comments in letters which gave us important insights into *C. insignis*, *C. lupuna* and *C. boliviana*. Julie Dutilh was always ready to provide the second author with field transport, or to include the search for ceibas in her own field expeditions. Also to Dr Piet Stoffelen for checking for the presence of a Von Wied collection of *C. ventricosa* at BR. We thank Dr Salvador Talavera for a critical reading of the draft mss., and also the editor and anonymous referees for numerous textual improvements, and Rodrigo Tavera for preparation of the illustrations. Finally, the first author is indebted to Kirsten Llamas, who by repeatedly sending him photos of ceibas cultivated in Florida to identify, made him feel that his knowledge of these taxa was actually of some use, and stimulated the final push to complete this revision. Also to Dick Brummitt and Gwilym Lewis at RBG Kew, for patiently supplying bibliographic information, and to the Brazilian Conselho Nacional de Desenvolvimento Científico e Tecnológico for the award of a visiting research fellowship which allowed final stages of this study to be completed.

REFERENCES

- ADAMS, C.D. (1972). *Flowering plants of Jamaica*. University of the West Indies, Mona, Jamaica.
- BAKER, H.G. (1965). The evolution of the cultivated kapok tree: a probable West African product. In: D. Broken-Sha (ed.), *Ecology and economic development in tropical Africa*. Institute of International Studies, Univ. California, Berkeley, pp. 185-216.
- BAKER, H.G. & B.J. HARRIS (1964). Bat pollination of the kapok tree, *Ceiba pentandra* (L.) Gaertn. (Bombacaceae). *J. W. African Sci. Assoc.* 5: 1-9.
- BAKER, H.G. & I. BAKER (1968). Chromosome numbers in the Bombacaceae. *Bot. Gaz.* 129: 294-296.
- BAKER, H.G., R.W. CRUDEN & I. BAKER (1971). Minor parasitism in pollination biology and its community function: the case of *Ceiba acuminata*. *Bioscience* 21: 1127-1129.
- BAKHUIZEN VAN DEN BRINK, R.C.B. (1924). Revisio Bombacacearum. *Bull. Jard. Bot. Buitenzorg ser. 3, 6*: 161-240.
- BERNARDINI, L. (1984). Contribución a la dendrología paraguaya. *Boissiera* 35: 30-50.
- BRITTEN, J. & E.G. BAKER (1896). Notes on *Ceiba*. *J. Bot.* 34: 173-176.
- BURDET, H.M. (1976). Cartulae ad botanicorum graphicum VIII. *Candollea* 31: 127-158.

- DAWSON, G. (1944). Las especies del género "Chorisia" cultivadas para adorno en la República Argentina. *Revista Argent. Agron.* 11: 1-10.
- DE CANDOLLE, A.P. (1824). Bombacaceae in *Prodromus systematis naturalis regni vegetabilis...* 1: 475-480. Paris.
- DIGILIO, A.P.L. & P.R. LEGNAME (1906). Los árboles indígenas de la provincia de Tucumán. *Opera Lilloana* 15: 1-107.
- DRUCE, G. (1913). The abridgement of Miller's *Gardners Dictionary* of 1754. *Bot. Exch. Club Soc. Brit. Isles* 3: 426-436.
- GIBBS, P.E. & M.B. BIANCHI (1993). Post-pollination events in species of *Chorisia* (Bombacaceae) and *Tabebuia* (Bignoniaceae) with late-acting self-incompatibility. *Bot. Acta* 106: 64-71.
- GIBBS, P.E. & M.B. BIANCHI (1999). Does Late-acting Self-incompatibility (LSI) Show Family Clustering? Two More Species of Bignoniaceae with LSI: *Dolichandra cynanchoides* and *Tabebuia nodosa*. *Ann. Bot. (London)* 84: 449-457.
- GIBBS, P.E., J. SEMIR & N.D. DA CRUZ (1988). A proposal to unite the genera *Chorisia* Knuth with *Ceiba* Miller (Bombacaceae). *Notes Roy. Bot. Gard. Edinburgh* 45: 125-136.
- GLAZIOU, A.F. (1913). *Plantae Brasiliae centralis a Glaziou lectae*. *Bull. Soc. Bot. France, Mém.* 3: 1-112.
- GRIBEL, R. & P.E. GIBBS (2002). High outbreeding as a consequence of selfed ovule mortality and single vector bat pollination in the Amazonian tree *Pseudobombax munguba* (Bombacaceae). *Int. J. Pl. Sci.* 163: 1035-1043.
- GRIBEL, R., P.E. GIBBS & A.L. QUEIROZ (1999). Flowering phenology and pollination biology of *Ceiba pentandra* (Bombacaceae) in Central Amazonia. *J. Trop. Ecol.* 15: 247-263.
- HEYWOOD, V.H. (1963). The species aggregate in theory and practice. *Regnum Veg.* 27: 26-37.
- KUNTH, C. (1822). *Chorisia*. In: F. Humboldt, A. Bonpland & C. Kunth (eds.), *Nova genera et species plantarum* 5: 295-298. Paris.
- LORENZI, H. (1992). *Árvores Brasileiras*. Editora Plantarum Ltda., Nova Odessa.
- LORENZI, H. (1998). *Árvores Brasileiras 2*. Instituto Plantarum de Estudos da Flora Ltda., Nova Odessa.
- MACBRIDE, J.F. (1956). Flora of Peru. *Field Mus. Nat. Hist., Bot. Ser.* 13, 3A(2): 601-605 [*Ceiba*].
- MARTIUS, C.F. & J.G. ZUCCARINI (1823-26). *Nova genera et species plantarum...* vol. 1. Typis Lindaueri, Monachii.
- MILLER, P.H. (1754). *The gardeners dictionary...* Abridged... ed. 4. London.
- NEES, C.G. & C.F. MARTIUS (1823). *Goethea novum plantarum genus...* *Nova Acta Phys.-Med. Acad. Caes. Leop.-Carol. Nat. Cur.* 11: 89-102.
- NICOLSON, D.H. (1979). Nomenclature of *Bombax*, *Ceiba* (Bombacaceae) and *Cochlospermum* (Cochlospermaceae) and their type species. *Taxon* 28: 367-373.
- PENNINGTON, R.T., D.E. PRADO & C.A. PENDRY (2000). Neotropical seasonally dry forests and Quaternary vegetation changes. *J. Biogeogr.* 27: 261-273.
- PLUMIER, C. (1703). *Nova plantarum americanarum genera...* Paris.
- PRADO, D.E. & P.E. GIBBS (1993). Patterns of species distributions in the dry seasonal forests of South America. *Ann. Missouri Bot. Gard.* 80: 902-927.
- PRINGLE, C.G. (1894). Notes on Mexican travel VII. *Gard. & Forest* 7: 153-154.
- RAVENNA, P. (1998). On the identity, validity, and actual placement in *Ceiba* of several *Chorisia* species (Bombacaceae), and description of two new South American species. *Onira* 3(15): 42-51.
- ROBYNS, A. (1963). Essai de Monographie du genre *Bombax* s.l. (Bombacaceae). *Bull. Jard. Bot. État.* 33: 1-316.
- ROBYNS, A. (1967). Bombacaceae neotropicae novae 1. New species of *Chorisia* and *Quararibea*. *Ann. Missouri Bot. Gard.* 54: 184-187.
- ROSE, J.N. (1905). Studies of Mexican and Central American Plants no. 4. *Contr. U.S. Natl. Herb.* 8: 281-339.
- SAINT HILAIRE, A. (1824-33). *Flora brasiliae meridionalis...* Paris.
- SANDWITH, N.Y. (1968). Humboldt and Bonpland's itinerary in Ecuador and Peru. In: W.T. Stearn (ed.), *Humboldt, Bonpland, Kunth and Tropical Botany*: 87-89. J. Cramer, Lehre.
- SANTOS, E. (1964). Nova combinação no gênero *Chorisia* HBK. *Sellowia* 16: 163-172.
- SANTOS, E. (1967). *Chorisia*. In: R. Reitz (ed.), *Flora ilustrada catarinense, Bombacáceas*. Blumenau. Brazil.
- SANTOS, E. (1969). *Flora ecológica de restingas do sudeste do Brasil. VIII. Bombacaceae*. Museu Nacional, Rio de Janeiro.
- SCHUMANN, K.M. (1886). Bombacaceae. In: C.F. Martius (ed.), *Flora Brasiliensis* 12(3): 201-250. München, Wien, Leipzig.
- SCHUMANN, K.M. (1890). Bombacaceae. In: A. Engler & K. Prantl (eds.), *Die Natürlichen Pflanzenfamilien...* 3(6): 53-68. Leipzig.
- SEAVEY, S.R. & K.S. BAWA (1986). Late-acting self-incompatibility. *Bot. Rev.* 52: 196-217.
- STANDLEY, P.C. & J.A. STEYERMARK (1949). Flora of Guatemala. *Fieldiana, Bot.* 24(6): 389-393 [*Ceiba*].
- TADDEI, V.A. (1977). *Phyllostomidae da região noroeste do estado de São Paulo*. Doctoral thesis, Universidade Estadual de São José do Rio Preto.
- ULBRICH, O.E. (1914). *Spirotheca Ulbr. Notizbl. Königl. Bot. Gart. Berlin* 6: 159-162.
- VAN HEEL, W.A. (1966). Morphology of the androecium in Malvales. *Blumea* 13(2): 177-394.
- WHITE, J.J. R. McVAUGH & R.W. KIGER (1998). *The Torner collection of Sessé & Moçônio biological illustrations*. CD-ROM published by the Carnegie Mellon CD Press.

COLLECTION INDEX

(The species is indicated by a number in parenthesis corresponding to the number in the revision)

Acosta Solís 7976 (12); *Aguilar* 266 (15); *Alexander* 245 (16b?); *Alfaro* 351 (14), 3390 (14); *Allen* 6228 (16a), 7203 (13); *Almeida* 58 (7); *Alston* 7964 (13); *Álvarez M.*

- 327 (15); Amaral & al. 920 (3); Anderson & al. 8899 (11); Anderson 5652 (16a); Anderson 8899 (11); Andrade-Lima & al. P26 (9), 309 (9), 5436 (10), 55-2093 (9); Araujo 3758 (10); Arbo & al. 4363 (11); Argüelles 1093 (16a); Arnaldo 1966 (13); Arostegui 22 (14); Arsène 5273 (16a); Asplund 1655 (13), 16562 (12), 16607 (12), 18089 (1), 20523 (13); Aulestia 367 (2); Aulestia & al. 1568 (14).
- Badcock 630 (8); Balls 5923 (6); Bang 1154 (8), 1175 (3); Barkley 14088 (16a); Barr 6463 (16b?); Barr & al. 2367 (16a); Barros 1084 (11); Bartlett 12432 (13); Beck 1771 (8), 2257 (8); Begazo 64 (14); Belém & al. 868 (5); Belém & al. 3397 (10); Belém 3792 (10), 3825 (10); Bernacci & al. 1887 (7); Bertoni 1987 (3); Bettella 83 (3); Blanchet 2617 (10); Bocage 14 (9), 198 (9), 203 (9); 218 (9), 223 (9), 254 (9), 257 (9), 259 (9), 260 (9); Boeke 1414 (8); Boldingh 1751 (13); Boom 8005 (13); Bortoluzzi 657 (10); Brade 496 (11); Bragão 110 (10); Breedlove & al. 23455 (16a), 23460 (13), 29686 (16a), 30388 (13); Breedlove 2039 (15), 20392 (16a), 23574 (13); Bridgewater & al. S203 (7); Britton & al. 5916 (13), 9916 (13), 5961 (13); Brujia 1668 (13); Brunner 1141 (7); Bufo & al. 15 (3); Burgos 44 (13).
- Cabrera & al. 13865 (6), 21656 (6), 23435 (6); Cain 4 (13); Calderón 1888 (16a); Camp 124 (1); Campos 682 (16b?); Campos Porto 2519 (7); Carauta & al. 3449 (4); Carauta 814 (3); Cardenas 543 (8), 5920 (8); Castellanos 24631 (3), 25198 (9); Catharin 6 (3); Cavalcanti & al. 20.63 (7); Cavalo 808 (10), 1081 (10); Cázaro & al. 6273 (16a); Chagas e Silva & al. 1685 (7); Cid Ferreira & al. 4868 (3), 9024 (3), 10234 (2); Coêlho & al. 1713 (2), 1761 (2); Coêlho de Morães 900 (5); Conzatti 5252 (16a); Contreras 1492 (15); Coradin & al. 560 (7); Costa & al. 194 (11); Croat 19167 (14), 21351 (13); Cuatrecasas & al. 30037 (13); Cuatrecasas 15255 (13), 17598 (13); Curran & al. 987 (13).
- Daly & al. 6372 (3), 6838 (2); Damasceno & al. 32168 (14); Damasceno Jr. 29980 (7); Davidse & al. 11.457 (3); Díaz 395 (14); Dodson & al. 6508 (13), 8900 (13); Dodson 6789 (12), 11322 (12); Donnell Smith (17); Duarte & al. 1455 (9); Duarte 10451 (7); Duarte 4627 (4), 7807 (7); Ducke 35401 (14); Dunn 18741 (16b?); Duran & al. 444 (15); Dusén 11120 (3); Dusén 4009 (3), 16679 (3).
- Edwards 688 (13); Ekman 5421 (13); Ellenberg 1382 (12), 1612 (12); Ellis & al. 1154 (13); Emmerich 928 (3); Escobar 916 (13); Espinosa 523 (1).
- Fernández Casas & al. 4281 (6); Ferris & al. 5172 (16a); Ferris 5535 (16a), 6087 (16a), 6260 (16a); Fevereiro 63 (9); Fiaschi & al. 876 (11); Fiebrig 2707 (8), 6184 (3); Folli 227 (7); Fonseca & al. 429 (9); Forzza & al. 1365 (7); Foster & al. 12068 (14); Franca & al. 1783 (10); França (9); Franca & al. 3630 (7); Freire & al. 62 (3); Fries 50a (6), 1349 (14), 1924 (8); Froes 1997 (13).
- Ganev 624 (10); Gaudichaud 955 (10); Gaumer 694 (15), 1921 (15); 23312 (16a), 23368 (15), 23879 (16a), 24207 (13); Gentry & al. 8646 (3), 12201 (12), 18066 (13), 21043 (14), 22688 (1), 22776 (1), 22934 (16a), 24534 (13), 29846 (13), 41357 (2), 44391 (8), 49290 (3), 57497 (2), 58360 (2); Gentry 861 (16a), 1451 (16a), 6578 (16a), 6821 (16a), 58674 (3); Giacomelli 100 (6); Gibbs & al. 2508 (11), 5149 (11); Giulietti & al. 1305 (10); Glaziou 239a (10), 2026 (11), 3769 (10), 18145a (9), 18893 (11); Goés 118 (3); Gonzales 501 (13); Groppo jr. & al. 804 (11); Guédes 607 (9); Guillemín 743 (3), 749 (3); Gutiérrez 36 (14), 58 (2).
- Harley & al. 3444 (9); Harling 5784 (1), 6067 (1); Hartshoren & al. 2884 (14); Hartshorne & al. 1669 (2); Hassler 7150d (7), 8891 (3), 11724 (7), 12954 (7); Hatsbach 42330 (7), 46574 (7); Hatschbach & al. 16640 (3), 52447 (7), 62447 (3); Hawkes 20 (3); Hemmendorf 102 (3); Henrickson 1600 (16a); Heringer & al. 4760 (7), 4950 (7), 755 (5); Heringer 12150 (7); Herman 700 (13); Hernández & al. 50 (16a); Hinton 13878 (16a); Hitchcock & al. 7137 (16a); Hodge 543 (13); Hoehne 20218 (3); Holliday 20 (8); Hughes 1756 (15), 1806 (16b), 1814 (16b).
- Iltis & al. 750 (3), 30342 (16a); Irwin & al. 15694 (7), 17951 (7); Ivanouska & al. 2040 (3).
- Jack 4782 (13); Jansen-Jacobs 2426 (13); Jørgensen 729 (7), 3933 (7); Jorgenson 1967 (6).
- Kayap 1236 (14); Kellerman 4862 (16a), 5661 (15), 7976 (13); Killip & al. 14726 (13); Kirkbride 4354 (7); Klein 5034 (3); Klug 949 (14), 4244 (14), 4304 (3); Knochbloch 7032 (16a); Koscinski 6354 (3); Krapovickas & al. 30501 (6), 30824 (6); Krapovickas 1792 (6); Krukoff 4839 (14), 5648 (13), 10067 (14); Kubitzki & al. 9808 (7); Kuhlman 342 (7), 385 (3), 7732 (10).
- Lamb 525 (13); Langlassé 739bis (16a); Lanna 629 & Castellanos (10); Lao 18 (2), 43 (14); Laughlin 328 (16a), 2858 (13); Leoni 226 (10); Lewis & al. 2270 (12), 3308 (1); Lindeman & al. 553 (3); Lindman 3521 (14); Lisboa & al. 1541 (13); Little 691 (13), 6676 (13), 6949 (13), 9761 (13), 23853 (13), 157537 (13); Little Jr. 6594 (12); Little & al. 21063 (13); Littlejohn 9431 (13); Lundell 3569 (15), 7539 (15).
- MacBride 5481 (14); Macqueen & al. 429 (16a); Magalhaes 15548 (11); Maguire & al. 57037 (7); Mandon 825 (8); Mason & al. 2929 (16a); Martius 3048 (14); Mathias & al. 6051 (14); Mattos & al. 321 (7); Mello 4302 (7); Mello & al. 1627 (10); Mello Barretto 4011 (3); Melo 2788 (9); Mendes 264 (7); Mennewga 224 (13); Mexia 728 (16a), 1068 (13), 5354 (10); Meyer 710 (6); Miller & al. 546 (16a); Miranda Silva & al. 501 (7), 503 (10); Morães 1069 (3); Morong 725 (7), 1075 (6); Mosén 1123 (3), 1790 (3).
- Narvael Montes & al. 854 (16a); Nedlson & al. 1556 (13); Nee & al. 26519 (8), 28815 (16a), 41688 (13), 29623 (13), 49505 (3); Nee 33868 (14), 34329 (8); Neill & al. 6186 (2); Neill 6544 (14); Noblick 3112 (5); Núñez & al. 8262 (8), 10301 (3).
- Occhioni 1918 (7), 7456 (4), 8026 (3); Oliveira 258 (9); 10182 (9).
- Pabst 5606 (10), 25310 (3); Palmer 103 (13); 603 (13), 1050 (16a); Passos 34486 (3); Penland & al. 9 (13); Pennell 3942 (13); Pennington & al. 9250 (13), 9527 (13), 15060 (8), 17055 (14), 17121 (14); Pennington 322 (16a); Pereira & al. 3006 (7), 3057 (7); Pereira 4491 (4), 7265 (3); Pérez Arbeláez 2472 (13); Pickel 2166 (9); Pierotti 1387 (6), 11549 (6); Pinheiro 1459 (10), 1875 (10); Pinto 75/81 (5); Pirani & al. 2881 (10), 4276 (7), 4320 (11); Plowman & al. 14227 (1); Poeppig 32192 (2); Pott & al. 834 (7), 2799 (7); Pott 2132 (14), 5502 (14); Prance & al. 26169 (14), 59311 (14); Prance 26254 (7);

Pringle 4733 (16a), 8212 (16a), 8212 (16a), 9685 (16a); *Proctor & al.* 21973 (13); *Proctor* 29999 (13), 32859 (13); *Purpus* 4009 (16a), 8770 (16a).

Queiroz & al. 963 (10), 2160 (3), 2189 (5), 3994 (7), 4564 (7), 6121 (7), 6246 (7).

Reitz & al. 12164 (3); *Reitz* 3695 (3); *Revilla* 36 (14); *Reznicek & al.* 807 (16b?); *Rizzini & al.* 32 (7), 1120 (11); *Robinson* 163 (16a), 219 (13); *Rodriguez & al.* 6365 (13); *Rodriguez* 523 (3), 729 (3); *Romero Castañeda* 9830 (13); *Rose* 1705 (16a), 2494 (16a), 3096 (16a), 11158 (16a), 12372 (13); *Rose & al.* 3400 (13), 4071 (13), 4337 (16a), 4670 (16b), 4742 (16a), 4812 (16a), 6564 (16b), 7539 (16a), 11407 (16b), 13629 (16a), 14541 (16a), 20296 (10); *Roza* 263 (3); *Ruiz* 1182 (14); *Rusby* 6612 (3).

Salazar 854 (16a); *Salgado* 138 (9); *Salinas & al.* F3582 (16b), F3749 (16a); *Salviani & al.* 2251 (7), 2256 (7), 2259 (7), 2264 (7); *Sandeman* 4843 (6); *Santos* 87 (7), 147 (3), 1579 (5), 2283 (5); *Sawada* 6 (2); *Schatz & al.* 724 (14), 873 (14); *Schinini & al.* 16563 (6), 16751 (3); *Schinini* 14730 (3); *Schipp* 1235 (13); *Schunke* 3238 (14), 5326 (2), 5922 (2), 8402 (14); *Schwarz* 4107 (3); *SEF* 10027 (14); *Semir & al.* 30456 (3); *Semir* 10929 (11), 304600 (3), 33615 (7); *Silva & al.* 274 (9); *Smith & al.* 11811 (3), 3639 (16b); *Smith* 1567 (16a), 1887 (13); *Solheim & al.* 1185 (16a); *Solomon* 7604 (3); *Soukup* 513 (8); *Souza* 244 (4); *Sousa Souza* 27 (5); *Spegazzini* 33933 (6); *Spelman & al.* 1899 (13); *Spruce* 3928 (1); *Steyermark* 61707 (13), 61774 (13), 86943 (13); *Stork* 4011 (13); *Stranghetii* 303 (7); *Stuckert* 19971 (6); *Stuts* 1602 (3); *Sucre* 7578 (10).

Taylor 134 (13); *Tellez & al.* 3545 (15); *Timaná & al.* 3027 (14); *Tomasetto* 157 & al. (7); *Tomasetto* 287 (7); *Ton* 3754 (13); *Trinta & al.* 1917 (5); *Trinta* 549 & al. (4); *Ugent* 5106 (8); *Ule* 9597 (2).

Valverde 326 (12); *Van Royen* 1050 (13); *Vargas* 7195 (8); *Vasquez & al.* 3027 (14), 8613 (14); *Vasquez* 12 (3); *Velasquez* 21248 (7); *Ventura* 3493 (16a); *Venturi* 149c (6), 3235 (6), 6045 (6); *Vieira & al.* 554 (4).

Walker 258 (13); *Wall & al.* 162 (6); *Walther & al.* 41.12 (7); *Weberbauer* 5874 (8), 6195 (1), 6349 (1); *Wehling* 122244 (8); *West* 8358 (6); *Wiggins & al.* 449 (16a); *Wiggins* 7341 (16a); *Wood* 8007 (8); *Woolston* 691 (7); *Woytkowski* 6403 (14), 6817 (1); *Wurdack & al.* 39437 (13).

Zanoni & al. 10817 (13); *Zanoni & al.* 29306 (13); *Zardini & al.* 10874 (3); *Zardini* 4633 (7), 11323 (3).

INDEX TO SCIENTIFIC NAMES

(Accepted names are in roman type; the main entry for each is in **boldface**. Synonyms are in *italics*)

Bombax L.

axillare Moç. & Sessé, 291
cumanense Kunth, 285
erianthos Cav., 281
mompoxense Kunth, 285
pentandrum L., 285
ventricosum Arrud., 273

Ceiba Mill.

acuminata (S. Watson) Rose, 292
aesculifolia (Kunth) Britten & Baker f., 291
 subsp. *aesculifolia*, 292
 subsp. **parvifolia** (Rose) Gibbs & Semir, 295
anfractuosa M. Gómez, 285
boliviana Britten & Baker f., 278
burchelli K. Schum., 288
chodatii (Hassl.) Ravenna, 274
crispiflora (Kunth) Ravenna, 273
erianthos (Cav.) K. Schum., 281
fiabrigii Hochr., 275
glaziovii (Kuntze) K. Schum., 280
grandiflora Rose, 292
incana (Robyns) Ravenna, 274
insignis (Kunth) Gibbs & Semir, 267
jaibana Ravenna, 275
jasminodora (A. St. Hil.) K. Schum., 282
lupuna Gibbs & Semir, 270
mandoni Britten & Baker f., 278
pallida Rose, 292
parvifolia Rose, 295
pentandra (L.) Gaertn., 285
pubiflora (A. St. Hil.) K. Schum., 275
samauma (Mart.) K. Schum., 288
schottii Britten & Baker f., 290
sipolisii K. Schum. & Schwacke, 282
soluta (Donn. Sm.) Ravenna, 295
speciosa (A. St. Hil.) Ravenna, 271
tomentosa (B.L. Rob.) Britten & Baker f., 292
trischistandra (A. Gray) Bakh., 284
tunariense Kuntze, 278
ventricosa (Nees & Mart.) Ravenna, 273

Chorisia Kunth

chodatii Hassl., 274
crispiflora Kunth, 278
grandiflora Rusby, 278
incana Robyns, 274
insignis Kunth, 267
integrifolia Ulbr., 268
pubiflora (A. St. Hil.) G. Dawson, 275
soluta Donn. Sm., 295
speciosa A. St. Hil., 291
ventricosa Nees & Mart., 273

Eriodendron DC.

acuminatum S. Watson, 292
aesculifolium (Kunth) DC., 291
grandiflorum (Rose) Conz., 292
jasminodorum A. St. Hil., 282
leiantherum DC., 281
pubiflorum A. St. Hil., 275
samauma Mart., 288
tomentosum B.L. Rob., 292
trischistandrum A. Gray, 284

Xylon Kuntze

erianthos (Cav.) Kuntze, 281
glaziovii Kuntze, 280
tunariensis Kuntze, 278

Editado por Carlos Aedo

Aceptado para publicación: 28-V-2003